



#### ◀ SENIOR LEADER

Brendan Lafferty concluded his career having pitched in 92 games, the second-highest total in UCLA history.

#### ▶ FRESHMAN SENSATION

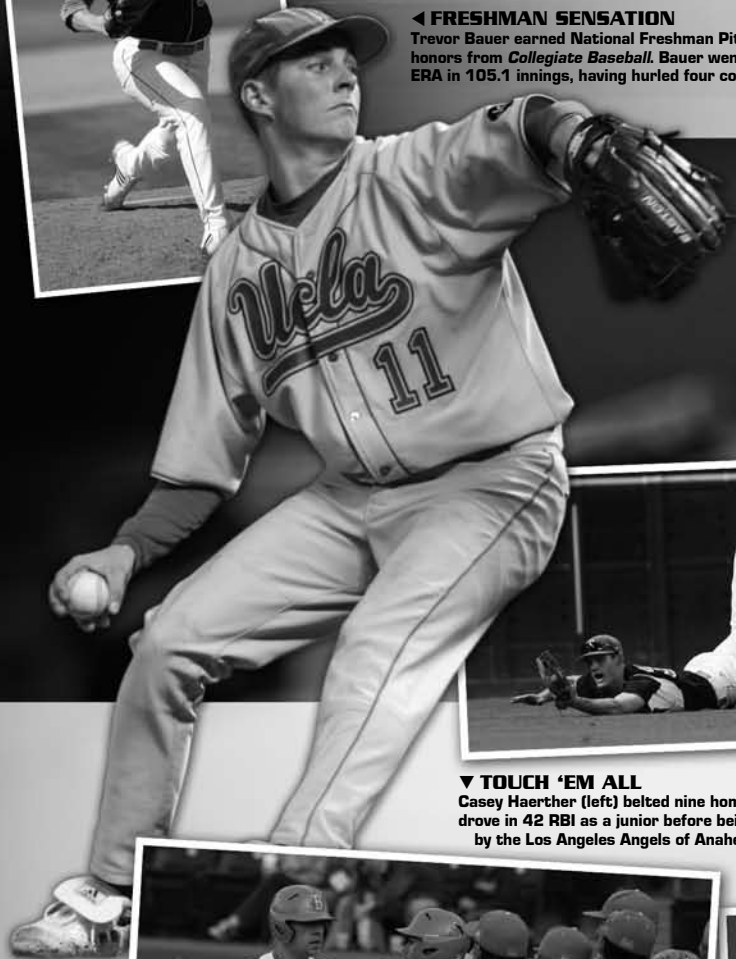
Trevor Bauer earned National Freshman Pitcher of the Year honors from *Collegiate Baseball*. Bauer went 9-3 with a 2.99 ERA in 105.1 innings, having hurled four complete games.

#### BIG LEAGUE BASEBALL ▲

UCLA spent its second weekend of the year in the prestigious Houston College Classic at Minute Maid Park.

#### ▼ TUESDAY NIGHT LIGHTS

Garett Claypool excelled as the Bruins' primary midweek starter, going 2-1 with a 3.46 ERA and 48 strikeouts in 39.0 innings.



#### ▼ TOUCH 'EM ALL

Casey Haerther (left) belted nine home runs and drove in 42 RBI as a junior before being drafted by the Los Angeles Angels of Anaheim.

#### ◀ WEB GEM

Marc Navarro's diving catch in left field in the seventh inning against Baylor helped UCLA preserve a scoreless inning at Minute Maid Park the evening of Feb. 28.

#### ▼ EDDIE MONEY

One of UCLA's five seniors in 2009, Eddie Murray batted .282 with a team-leading .434 on-base percentage in 53 games, including 51 starts at second base.



# 2009 IN REVIEW



## ◀ UPPER DECKER

Cody Decker led the Pac-10 with 21 home runs and collected a team-leading 53 RBI before earning All-Pac-10 team honors for the second year.

## ▶ CENTER STAGE

A two-time Pac-10 All-Academic selection, Blair Dunlap started 55 games in center field for UCLA in 2009, batting .301 with seven homers and 17 doubles.



## ▲ HONORING RACHEL ROBINSON

UCLA welcomed Rachel Robinson, wife of the late Jackie Robinson, to the ballpark on Saturday, May 9. Robinson received the UCLA medal on campus earlier in the afternoon. Accompanied by Bruins' head coach John Savage, Robinson was introduced at home plate before meeting the UCLA team along the third-base line.



## ◀ HIT MACHINE

Gino Aielli led UCLA with a .353 batting average, establishing himself as one of the team's most versatile assets. He played in 43 games, making 35 starts.



## ◀ VETERAN STARTER

UCLA's most veteran starting pitcher in 2009, Charles Brewer logged 65 strikeouts in 71.2 innings, posting a 4.52 ERA.

## ▲ BRINGIN' THE HEAT

Gerrit Cole established UCLA's freshman single-season strikeout record in 2009, fanning 104 batters in 85.0 innings. The right-hander ranked 17th in the country with 11.01 strikeouts per nine innings.

## DRAFTED/GRADUATED PLAYERS

18

GINO  
AIELLI

C/INF • 5-10 • 195 • R/R • Two-year letterwinner  
Laguna Niguel, Calif. (Saddleback JC)



**Notes** – Concluded a strong two-year career at UCLA in 2009...a standout scholar-athlete, named to the Athletic Director's Honor Roll each of his five quarters at UCLA...batted .340 (49-for-144) with a career .418 on-base percentage in two seasons.

**2009** – Played in 43 games, making 35 starts (21 at catcher, 11 at third base, three at designated hitter)...led the team with a .353 batting average...earned second-team Pac-10 All-Academic Team honors...had a tremendous senior campaign at the plate and splitting time with freshman Steve Rodriguez at catcher...finished the season third on the team with a .429 on-base percentage and tied for fifth with 48 hits...recorded 11 multiple-hit games, including five three-hit efforts and one career-best five-hit performance (tied for team lead with most games of three or more hits)...registered two home runs, 10 doubles, 16 RBI and 24 runs scored on the season.

**2008** – Played in six games, starting once as the designated hitter against Loyola Marymount (April 30)...registered his first hit as a Bruin in his first at-bat, versus Cal State Fullerton (March 5).

### Gino Aielli's Career Statistics at UCLA (2008-2009)

YR	GP/GS	AB	R	H	2B	3B	HR	RBI	BB	SO	SB	CS	AVG.
2008	6/1	8	0	1	0	0	0	0	1	3	0	0	.125
2009	43/35	136	24	48	10	0	2	16	17	26	5	7	.353
<b>2 YEARS</b>	<b>49/36</b>	<b>144</b>	<b>24</b>	<b>49</b>	<b>10</b>	<b>0</b>	<b>2</b>	<b>16</b>	<b>18</b>	<b>29</b>	<b>5</b>	<b>7</b>	<b>.340</b>

7

GAVIN  
BROOKS

LHP • 6-4 • 205 • R/R • Three-year letterwinner  
Paradise Valley, Ariz. (Chaparral)



**Notes** – Pitched in the weekend rotation in 2007 and 2008, before contributing as the closer in 2009...logged eight career saves (all in 2009), tied for ninth place on UCLA's career list...in three seasons, went 12-14 with a 4.71 ERA...compiled 196 strikeouts and 103 walks in 218.0 innings (59 games, 33 starts).

**2009 MLB Draft**  
9th Round Selection

**2009** – Made a team-leading 27 appearances (one start)...recorded a team-high eight saves, the highest single-season total at UCLA since 1997 (Jake Meyer, eight saves)...earned honorable mention All-Pac-10 team accolades for the second consecutive season...went 0-4 with a 4.71 ERA, recording 36 strikeouts and 20 walks in 36.1 innings...limited the opposition to a .269 batting average...had a season-best outing at Oklahoma (March 8), tossing five hitless innings in relief – logged five strikeouts and two walks.

**2008** – Made 14 starts, logging a 6-3 record and 5.07 ERA in 71.0 innings...secured honorable mention All-Pac-10 team honors...won each of his four starts in April

**2007** – Made 18 starts as a true freshman...pitched 110.2 innings, the highest single-season total in program history by a freshman...registered a 4.47 ERA and 6-7 record, accumulating 98 strikeouts...ended his season having thrown three consecutive complete games...through his final four starts, logged a 3-1 record and a 1.34 ERA; limited hitters to a .167 average in that span, totaling 28 strikeouts and issuing six walks...limited Cal State Fullerton to two runs and seven hits in eight innings, striking out 12 hitters in a 2-1 elimination loss in the Super Regionals (June 10).


### Gavin Brooks' Career Statistics at UCLA (2007-2009)

YR	W-L	ERA	G/GS	IP	CG	H	R	ER	SO	BB	HP	WP
2007	6-7	4.47	18/18	110.2	3	111	72	55	98	30	12	11
2008	6-3	5.07	14/14	71.0	0	68	50	40	62	53	13	6
2009	0-4	4.71	27/1	36.1	0	36	26	19	36	20	9	10
<b>3 YEARS</b>	<b>12-14</b>	<b>4.71</b>	<b>59/33</b>	<b>218.0</b>	<b>3</b>	<b>215</b>	<b>148</b>	<b>114</b>	<b>196</b>	<b>103</b>	<b>34</b>	<b>27</b>

6

CODY  
DECKER

1B • 6-0 • 225 • R/R • Four-year letterwinner  
Santa Monica, Calif. (Santa Monica)



**Notes** – Had an outstanding four-year career, emerging as one of the Pac-10's most prolific power hitters...batted .288 in 191 career games, making 163 starts (84 as designated hitter, 72 at first base, seven in left field)...moved into a tie for seventh place on UCLA's all-time home runs list with Ryan McGuire (47 home runs from 1991-93)...led the Pac-10 with 21 home runs in 2009, becoming the first UCLA player to win the Pac-10 home run title since 2002 (Wes Whisler and Adam Berry, 18)...became the first Bruin to hit five or more homers in each of four seasons since Eric Byrnes (1995-98)...twice earned All-Pac-10 team honors (2007, 2009)...was a three-time Pac-10 Player of the Week selection...registered a .995 career fielding percentage as a first baseman, committing just three errors in 653 chances.

**2009 MLB Draft**  
22nd Round Selection

**2009** – Played in all 56 games, making 55 starts (37 at first base, 18 as designated hitter)...earned All-Pac-10 team honors for the second time in his career...led the Pac-10 with 21 home runs, the highest single-season total by a UCLA player since 2000...led UCLA in home runs (21), RBI (53), runs (55), slugging percentage (.683), walks (36), total bases (136)...collected 16 multiple-hit games and a team-leading 14 multiple-RBI efforts.

25

CHARLES  
BREWER

RHP • 6-4 • 205 • R/R • Three-year letterwinner  
Paradise Valley, Ariz. (Chaparral)



**Notes** – Compiled a 12-10 record and 4.88 ERA in three seasons...accumulated 138 strikeouts and 57 walks in 175.1 career innings, pitching in 39 games (27 starts)...was been a fixture in UCLA's weekend rotation as a sophomore (2008) and junior (2009).

**2009 MLB Draft**  
12th Round Selection

**2009** – Pitched in 16 games, making 14 starts...finished third on the staff with 71.2 innings and 65 strikeouts...went 3-5 with a 4.52 ERA...honorable mention All-Pac-10 team selection for the second straight year...issued 22 walks in 71.2 innings...did not allow more than four earned runs in any start.

**2008** – Pitched in 19 games, making 13 starts...finished second on the pitching staff with 97.0 innings and 69 strikeouts...went 9-4 with a 5.10 ERA...earned honorable mention All-Pac-10 team accolades...led UCLA with nine wins...posted a team-leading 5-2 record in eight Pac-10 starts; was one of four Pac-10 pitchers tied for the lead with five conference victories...limited Cal State Fullerton to three runs and seven hits in five innings at Cal State Fullerton in the Fullerton Regional, earning the victory in UCLA's 11-4 win (May 31).

**2007** – Made four relief appearances...posted a 5.40 ERA and 0-1 record in 6.2 innings...missed the first three months of the season recovering from mononucleosis.

### Charles Brewer's Career Statistics at UCLA (2007-2009)

YR	W-L	ERA	G/GS	IP	CG	H	R	ER	SO	BB	HP	WP
2007	0-1	5.40	4/0	6.2	0	9	7	4	4	4	0	1
2008	9-4	5.10	19/13	97.0	0	108	63	55	69	31	17	2
2009	3-5	4.52	16/14	71.2	0	83	49	36	65	22	11	2
<b>3 YEARS</b>	<b>12-10</b>	<b>4.88</b>	<b>39/27</b>	<b>175.1</b>	<b>0</b>	<b>200</b>	<b>119</b>	<b>95</b>	<b>138</b>	<b>57</b>	<b>28</b>	<b>5</b>

44

GABE  
COHEN

OF • 6-2 • 210 • R/R • Three-year letterwinner  
Woodland Hills, Calif. (El Camino Real)



**Notes** – Batted .283 with 24 home runs, 23 doubles, 93 RBI and 87 runs in three seasons, playing in 139 career games (129 starts)...compiled a .364 career on-base percentage and .486 slugging percentage...recorded at least five home runs and collected at least 28 RBI in each of his three seasons.

**2009 MLB Draft**  
29th Round Selection

**2009** – Played in 42 games, making 40 starts (32 in left field, seven in right field, one as designated hitter)...batted .274 with five home runs, 28 RBI and 24 runs...secured first-team Pac-10 All-Academic honors for the second consecutive season...compiled an 11-game hitting streak midway through the season (April 5-May 1)...finished the season with 10 multiple-hit games and seven multiple-RBI efforts.

**2008** – Played in 41 games, making 38 starts (34 in right field, four as designated hitter)...batted .204, totaling nine home runs, 29 RBI, 28 runs and eight stolen bases in 10 attempts...earned first-team Pac-10 All-Academic honors, becoming the first UCLA player selected a first-team All-Academic selection since 2006 (Chris Jensen)...logged one six-game hit streak (March 9-22), going 9-for-26 (.346) in that span...tied his career high with two home runs in UCLA's 7-6, 10-inning win against Washington State (May 17).

**2007** – Played in 56 games, making 51 starts in right field...earned Louisville Slugger/Collegiate Baseball Freshman All-America accolades, Rivals.com Freshman All-America first-team honors and Ping!Baseball All-Freshman team honors...captured Pac-10 Co-Newcomer of the Year accolades and earned All-Pac-10 Team honors...tallied a .345 batting average, the second-highest mark on the team...recorded a team-best .400 Pac-10 batting average...led the Bruins in Pac-10 play with 40 hits...started in right field in each of UCLA's last 43 games – totaled a .371 average and a .427 on-base percentage in that span...collected 19 multi-hit games, third-most on the team...registered nine multi-RBI games.

### Gabe Cohen's Career Statistics at UCLA (2007-2009)

YR	GP/GS	AB	R	H	2B	3B	HR	RBI	BB	SO	SB	CS	AVG.
2007	56/51	206	35	71	12	0	10	36	16	49	4	4	.345
2008	41/38	147	28	30	4	1	9	29	17	52	8	2	.204
2009	42/40	135	24	37	7	1	5	28	20	42	5	4	.274
<b>3 YEARS</b>	<b>139/129</b>	<b>488</b>	<b>87</b>	<b>138</b>	<b>23</b>	<b>2</b>	<b>24</b>	<b>93</b>	<b>53</b>	<b>143</b>	<b>17</b>	<b>10</b>	<b>.283</b>

**2008** – Played in 51 games, making 46 starts (41 as designated hitter, four at first base, one in left field)...batted .218 with seven home runs, six doubles, 30 RBI and 21 runs...ranked fifth on the team with 10 multi-hit games, including three three-hit efforts.

**2007** – Played in 54 games, making 49 starts (27 at first base, 16 at designated hitter, six in left field)...batted .307 and registered a team-high .583 slugging percentage...led the team with 14 home runs and 57 RBI...hit safely in 17 of UCLA's final 20 games...blasted a grand slam to begin UCLA's record-setting 14-run eighth inning against Pacific (March 25); the Bruins trailed 8-1 before the grand slam and eventually took a 15-8 lead, paving the way for victories in 19 of its 23 games...emerged as UCLA's most prolific power hitter when he belted eight home runs in an 11-game span.

**2006** – Played in 30 games, making 13 starts (nine at designated hitter and four at first base)...established himself as one of UCLA's top power hitters as a freshman...posted a .302 batting average (19-for-63) and clubbed five home runs, two doubles and 12 singles...collected 13 RBI, nine runs scored and four walks...his .571 slugging percentage ranked second on the squad...clubbed his first five home runs in his first 45 plate appearances...recorded seven multi-hit games.

### Cody Decker's Career Statistics at UCLA (2007-2009)

YR	GP/GS	AB	R	H	2B	3B	HR	RBI	BB	SO	SB	CS	AVG.
2006	30/13	63	9	19	2	0	5	13	4	19	0	0	.302
2007	54/49	192	33	59	11	0	14	57	17	46	1	0	.307
2008	51/46	165	21	36	6	0	7	30	26	49	2	1	.218
2009	56/55	199	55	64	9	0	21	53	36	58	2	3	.322
<b>4 YEARS</b>	<b>191/163</b>	<b>619</b>	<b>118</b>	<b>178</b>	<b>28</b>	<b>0</b>	<b>47</b>	<b>153</b>	<b>83</b>	<b>172</b>	<b>5</b>	<b>4</b>	<b>.288</b>



14

## CASEY HAERTHER

1B/3B • 6-2 • 210 • R/R • Three-year letterwinner  
Chatsworth, Calif. (Chaminade)

**Notes** – Batted .305 with 22 home runs, 34 doubles, 109 RBI and 88 runs in 147 career games (134 starts)...twice earned honorable mention All-Pac-10 team accolades (2008, 2009)...batted over .300 as a sophomore and junior, supplying the bulk of UCLA's home runs and RBI those two seasons.

**2009** – Played in 52 games, making 49 starts (21 at third base, 15 as designated hitter, 13 at first base)...honorable mention All-Pac-10 team selection for the second straight year...led UCLA with 21 multiple-hit games and finished third on the team with 10 multiple-RBI efforts...ranked second on the ballclub with nine home runs and 42 RBI...finished third with 62 hits, a .473 slugging percentage and 96 total bases...went 8-for-12 (.667) in three games at the Houston College Classic.

**2008** – Played in 58 games, making 56 starts (all at first base)...earned honorable mention All-Pac-10 team honors...hit safely in each of UCLA's final 18 Pac-10 games...posted a career-high .324 batting average...led the Bruins with 12 home runs, 52 RBI and 23 doubles...set a school and Pac-10 record with seven hits in a game (at Arizona, March 29), going 7-for-7 with four doubles, three singles, four runs and four RBI...blasted a pinch-hit grand slam in the top of the ninth inning in the season finale at California (May 25), tying the contest, 4-4, before UCLA was edged, 7-6, in the 10th inning.

**2007** – Played in 37 games, starting 29 contests (26 at designated hitter, three at first base)...recorded a .263 average, four doubles and one home run...hit 3-for-5 with two runs and two RBI in a 7-6 victory at Mississippi (March 10).

### Casey Haerther's Career Statistics at UCLA (2007-2009)

YR	GP/GS	AB	R	H	2B	3B	HR	RBI	BB	SO	SB	CS	AVG.
2007	37/29	114	12	30	4	0	1	15	6	18	4	0	.263
2008	58/56	238	45	77	23	1	12	52	17	41	10	2	.324
2009	52/49	203	31	62	7	0	9	42	17	35	4	2	.305
<b>3 YEARS</b>	<b>147/134</b>	<b>555</b>	<b>88</b>	<b>169</b>	<b>34</b>	<b>1</b>	<b>22</b>	<b>109</b>	<b>40</b>	<b>94</b>	<b>18</b>	<b>4</b>	<b>.305</b>

**2009 MLB Draft**  
5th Round Selection



34

## BRENDAN LAFFERTY

LHP • 6-5 • 215 • R/L • Four-year letterwinner  
Riverside, Calif. (Riverside Poly)

**Notes** – Appeared in 94 career games (three starts), the third-most pitching appearances in program history...went 7-8 with a 5.50 ERA and three saves, including 119 strikeouts and 64 walks in 147.1 innings.

**2009** – Made 21 appearances, third-highest on the team, all in relief...went 0-2 with a 5.40 ERA in 30.0 innings...compiled 34 strikeouts and 20 walks...allowed just one home run against 154 batters faced...twice pitched a season-high three innings.

**2008** – Made a team-high 33 appearances, all in relief...made more appearances than any UCLA pitcher since Rob Henkel pitched in 34 games in 1997...earned honorable mention All-Pac-10 accolades...registered a 4-3 record and 3.74 ERA in a career-high 67.1 innings...totaled 56 strikeouts and 30 walks, limiting the opposition to a .254 batting average...was named the team's most valuable pitcher at season's end.

**2007** – Made a team-high 25 pitching appearances...also made two starts...posted a 7.62 ERA and compiled a 3-2 record in 28.1 innings...registered 13 strikeouts and eight walks...totaled 13 scoreless relief appearances...recorded a 3.38 ERA in the final 33 games.

**2006** – Redshirted.

**2005** – Appeared in 15 games, making one start...tossed 21.2 innings, collecting 16 strikeouts and six walks...made his collegiate debut in the second game of a season-opening doubleheader against Cal Poly (Jan. 29); allowed one hit in one inning...posted three consecutive scoreless outings to finish the season.

### Brendan Lafferty's Career Statistics at UCLA (2005-2009)

YR	W-L	ERA	G/GS	IP	CG	H	R	ER	SO	BB	HP	WP
2005	0-1	8.31	15/1	21.2	0	34	23	20	16	6	10	4
2007	3-2	7.62	25/2	28.1	0	38	28	24	13	8	3	5
2008	4-3	3.74	33/0	67.1	0	61	32	28	56	30	2	4
2009	0-2	5.40	21/0	30.0	0	39	21	18	34	20	7	12
<b>4 YEARS</b>	<b>7-8</b>	<b>5.50</b>	<b>94/3</b>	<b>147.1</b>	<b>0</b>	<b>172</b>	<b>104</b>	<b>90</b>	<b>64</b>	<b>119</b>	<b>22</b>	<b>25</b>

**2009 MLB Draft**  
17th Round Selection



19

## EDDIE MURRAY

INF • 5-9 • 160 • R/R • Four-year letterwinner  
Artesia, Calif. (Gahr)

**Notes** – Capped his four-year career with a strong senior season...hit at a .282 clip as a senior, pushing his career batting average to a .245 mark...played in 115 career games, making 71 starts (56 at second base, 14 at third base, one as designated hitter)...registered a career .399 on-base percentage.

**2009** – Played in 53 games, making 51 starts (49 at second base, two at third base)...had a career season, batting .282 with 13 doubles, three triples, two home runs, 40 runs and 30 RBI...led the Bruins with a .434 on-base percentage and 17 hit-by-pitches...also finished second on the ballclub with 31 walks...stole six bases in 12 attempts...collected 14 multiple-hit games and six multiple-RBI efforts...had a career-high three hits in four games...also recorded a career-high three RBI twice.

**2008** – Played in 15 games, making one start at Oregon State (May 10)...scored one run in UCLA's 11-8 loss at Cal State Fullerton in the Fullerton Regional (June 1)...logged a season-high five at-bats in a start at second base at Oregon State...saw the majority of his action as a pinch-hitter and pinch-runner.

**2007** – Played in 29 games, starting 12 games at third base and one game as the designated hitter...posted a .244 batting average (10-for-41) with nine runs scored, five walks and eight hit-by-pitches...tallied two multi-hit games.

**2006** – Played in 18 games, making six starts at second base...went 1-for-1 with a pinch-hit single and one run against UNLV (March 14)...notched his first career hit with an RBI double against Cal State Fullerton (Feb. 26)...made his first collegiate start against Fresno State (Feb. 4).

### Eddie Murray's Career Statistics at UCLA (2007-2009)

YR	GP/GS	AB	R	H	2B	3B	HR	RBI	BB	SO	SB	CS	AVG.
2006	18/6	24	2	2	1	0	0	1	2	4	1	0	.083
2007	29/13	41	9	10	0	0	0	1	5	7	0	0	.244
2008	15/1	15	1	0	0	0	0	0	8	1	0	0	.067
2009	53/51	177	40	50	13	3	2	30	31	33	6	6	.282
<b>4 YEARS</b>	<b>115/71</b>	<b>257</b>	<b>52</b>	<b>63</b>	<b>14</b>	<b>3</b>	<b>2</b>	<b>32</b>	<b>38</b>	<b>52</b>	<b>8</b>	<b>6</b>	<b>.245</b>

40

## JASON NOVAK

RHP • 6-2 • 205 • R/R • Four-year letterwinner  
Agoura, Calif. (Agoura)

**Notes** – Appeared in 86 career games (four starts), the sixth-most pitching appearances in program history...went 6-3 with a 4.98 ERA in 137.1 innings...recorded 121 strikeouts and 63 walks in four seasons.

**2009** – Made 19 appearances, all in relief...went 1-1 with a 6.75 ERA in 22.2 innings...logged 24 strikeouts and 13 walks, limiting the opposition to a .275 batting average...surrendered one homer against 108 batters faced...did not allow any earned runs in his final nine appearances...posted a 2.57 ERA in Pac-10 action, appearing out the bullpen in six conference games.

**2008** – Made 20 appearances, all in relief, the second-highest total on the staff...led UCLA with four saves...went 1-1 with a 3.72 ERA in 29.0 innings...limited the opposition to a .238 average and logged 28 strikeouts as one of the team's top relievers...allowed just one run (unearned) and one hit, totaling four strikeouts in four innings of UCLA's 11-4 victory at Cal State Fullerton in the Fullerton Regional (May 31).

**2007** – Made 24 appearances, all in relief, the second-highest total on the staff...logged a 4.83 ERA and a 3-0 record...recorded 38 strikeouts in 41.0 innings...had his best outing in his first appearance of the season, pitching 4.2 scoreless innings in the Bruins' second game of the year (vs. Winthrop, Feb. 3).

**2006** – Made 23 appearances, including four starts...went 1-1 with a 5.35 ERA, compiling 31 strikeouts and 13 walks in 38.2 innings.

### Jason Novak's Career Statistics at UCLA (2006-2009)

YR	W-L	ERA	G/GS	IP	CG	H	R	ER	SO	BB	HP	WP
2006	1-1	5.35	23/4	38.2	0	42	25	23	31	13	3	6
2007	3-0	4.83	24/0	41.0	0	40	22	22	38	20	3	3
2008	1-1	3.60	20/0	35.0	0	31	16	14	28	17	1	3
2009	1-1	6.75	19/0	22.2	0	25	20	17	24	13	1	4
<b>4 YEARS</b>	<b>6-3</b>	<b>4.98</b>	<b>86/4</b>	<b>137.1</b>	<b>0</b>	<b>138</b>	<b>83</b>	<b>76</b>	<b>121</b>	<b>63</b>	<b>8</b>	<b>16</b>

**2009 MLB Draft**  
48th Round Selection



36

## DUSTIN QUIST

OF • 6-2 • 210 • R/R • Three-year letterwinner  
Fresno, Calif. (Central)

**Notes** – Served as a utility player and late-inning defensive replacement in the outfield during his three-year career...had a strong senior season, going 7-for-25 with two doubles and four RBI in limited playing time...among the most well-respected players in the clubhouse.

**2009** – Played in 17 games, making three starts (two in right field, one as designated hitter)...hit at a .280 clip, going 7-for-25...had two doubles, four RBI, four runs and one stolen base...logged a .357 on-base percentage...did not commit any errors in the outfield (13 chances)...had a career day in the Bruins' final home game (May 17), going 3-for-4 with one double, one RBI, one run and a sensational diving catch in right field against Cal State Fullerton.

**2008** – Played in five games, seeing limited action as a pinch-hitter and outfielder...collected five at-bats and logged one walk and one hit-by-pitch...totaled a .400 on-base percentage.

**2007** – Played in 10 games, including three Pac-10 contests...walked twice and finished the season with a .375 on-base percentage...entered the game as a pinch-hitter four times and as a pinch-runner in three games.

**2006** – Redshirted.

### Dustin Quist's Career Statistics at UCLA (2007-2009)

YR	GP/GS	AB	R	H	2B	3B	HR	RBI	BB	SO	SB	CS	AVG.
2007	10/0	5	1	0	0	0	0	0	2	3	0	0	.000
2008	5/0	3	0	0	0	0	0	0	1	3	0	0	.000
2009	17/3	25	4	7	2	0	0	4	2	9	1	0	.280
<b>3 YEARS</b>	<b>32/3</b>	<b>33</b>	<b>5</b>	<b>7</b>	<b>2</b>	<b>0</b>	<b>0</b>	<b>4</b>	<b>5</b>	<b>15</b>	<b>1</b>	<b>0</b>	<b>.212</b>

FUTURE BRUINS

UCLA BASEBALL SIGNS NINE PLAYERS FOR 2010

The UCLA baseball program received eight signed National Letters of Intent during the early signing period in November 2009. Aided by assistant coaches Rick Vanderhook and Steve Pearse, the sixth recruiting class under Savage includes five position players and three right-handed pitchers who will enroll at UCLA in the fall of 2010. UCLA's recruiting class features right-handed pitchers Adam Plutko, Nick Vander Tuig and Zachary Weiss. The Bruins' group is also highlighted by infielders Patrick Gallagher, Jacob Shirley, Patrick Valaika and Kevin Williams and outfielder Brenton Allen.

Name	Position	B/T	Ht.	Wt.	Hometown (High School)
Brenton Allen	OF	L/L	6-1	195	Cerritos, Calif. (Gahr HS)
Patrick Gallagher	INF	L/R	6-2	210	Reno, Nev. (Reno HS)
Adam Plutko	RHP	R/R	6-3	180	Upland, Calif. (Glendora HS)
Jacob Shirley	INF	R/R	6-1	185	Covina, Calif. (South Hills HS)
Patrick Valaika	INF	R/R	5-11	170	Valencia, Calif. (Hart HS)
Nick Vander Tuig	RHP	R/R	6-3	190	Oakdale, Calif. (Oakdale HS)
Zachary Weiss	RHP	R/R	6-1	185	Irvine, Calif. (Northwood HS)
Kevin Williams	INF/OF	L/R	5-11	175	Van Nuys, Calif. (Crespi HS)

Brenton Allen

OF – 6-1, 195 – L/L – Cerritos, Calif. (Gahr HS)

Three-year varsity baseball letterwinner at Gahr High School under head coach Gerardo Perez...two-year varsity football letterwinner under head coach Greg Marshall...one-year varsity basketball letterwinner (freshman season) under head coach Bob Becker...batted .392 as a junior (2009), totaling two homers, one triple, eight doubles, 16 RBI and 26 runs in 27 games...led Gahr with a .541 on-base percentage and 25 stolen bases in 31 attempts as a junior...competed in RBI's Tournament of Stars (North Carolina), selected alternate to Team USA 18U (summer 2009)...selected to Angels Elite and Tampa Bay Rays scout teams in the fall of 2009...participated in the Baseball Goodwill Series in Australia (winter 2008) with the Tampa Bay Rays' scout team...batted .288 as a freshman (2007), registering three triples, four doubles, 12 RBI and 12 runs in 22 games...playing football, has rushed for 195 yards on 29 carries, and caught 21 passes for 288 yards as a senior (2009)...rushed for 640 yards on 79 carries, and hauled in 29 receptions for 451 yards as a junior (2008)...has earned first-team All-San Gabriel League honors in football as a sophomore and junior...served as team captain for Gahr High School's varsity football squad in 2009.

Head Coach John Savage: "Brenton is a very good two-sport athlete, and we believe that when he solely concentrates on baseball, he will become a much more polished player. He is an exceptional athlete who can hit with tremendous power from the left side."

Patrick Gallagher

INF – 6-2, 210 – L/R – Reno, Nev. (Reno HS)

Two-year varsity baseball letterwinner at Reno High School under head coach Pete Savage...earned first-team All-Northern High Desert League honors as a first baseman his junior year (2009)...helped lead Reno to a 33-4 overall record in 2009, including a perfect 18-0 mark in High Desert League play...secured first-team All-State and All-Sierra League accolades as a sophomore (2008)...batted .345 with six home runs, 14 doubles, 46 RBI and 28 runs his sophomore season...helped lead Reno High School to the 2008 Northern Region Championship.

Head Coach John Savage: "Patrick is among the best hitters in the state of Nevada. He is a guy who combines power with the ability to hit for a high average. He can hit with power to all fields and has a very bright future at UCLA."

Adam Plutko

RHP – 6-3, 180 – R/R – Upland, Calif. (Glendora HS)

Three-year varsity baseball letterwinner at Glendora High School under head coach Dan Henley...went 7-3 with a 2.60 ERA, 62 strikeouts and a .216 opponent batting average in 64.0 innings as a junior (2009)...went 2-5 with a 4.24 ERA, 35 strikeouts and one save in 39.2 innings as a sophomore (2008)...went 2-1 with a 3.33 ERA and 17 strikeouts in 27.1 innings as a freshman (2007)...selected as a 2010 Under Armour Pre-Season All-America selection...played in USA Baseball's Tournament of Stars in 2008 and 2009...competed in the Area Code Games in 2008 and 2009...played for the Brewers Elite Team in 2008 and 2009 and for the Red Sox Scout Team from 2006-09...was a three-time Sierra League All-Academic Team selection (2007-09), posting a 3.7 GPA...listed among the top 75 draft prospects for 2010 by Perfect Game...selected to the ESPN Rise All-Area Code Team, and was named a top underclassman in California by ESPN Rise

Head Coach John Savage: "Adam was among the most sought-after right-handed pitchers in southern California. He will be an impact player for our program. Adam had one of the best summers of any high school pitcher in the nation. We look for him to be a major contributor as a freshman."

Jacob Shirley

INF – 6-1, 185 – R/R – Covina, Calif. (South Hills HS)

Two-year varsity baseball letterwinner at West Covina High School under head coach Drew Lorenger...batted .433 as a sophomore (2008), collecting three homers, three triples, 10 doubles, 23 RBI and 18 runs...batted .430 as a freshman (2007), totaling six doubles, one triple, 15 RBI and 23 runs...twice earned first-team All-San Antonio League honors (2007, 2008) at West Covina...two-time Most Valuable Player of the Chino Tournament (2007, 2008)...one-year varsity football letterwinner (2009) at South Hills High School under head coach Steve Bogan...has completed 45 of 75 passes for 869 yards, throwing 10 touchdowns and one interception this season...since assuming starting quarterback duties this fall (week four), has led South Hills to a perfect 6-0 record...one-year varsity football letterwinner (2007) at West Covina High School under head coach Mike Maggiore...secured second-team All-San Antonio League honors as a quarterback his sophomore year (2007)...did not play football in 2008 or baseball in 2009 (junior season) due to CIF transfer rules.

Head Coach John Savage: "Jacob is one of the best athletes in southern California. He has all the tools to be an impact infielder at the Division I level. Being a quarterback in high school, Jacob has the competitiveness that we look for in a young player. We look for him to be a really good hitter in our program."

Patrick Valaika

INF – 5-11, 170 – R/R – Valencia, Calif. (Hart HS)

Two-year varsity baseball letterwinner at Hart High School under head coach Jim Ozella...batted .371 as a junior (2009), recording two home runs, one triple, six doubles, 20 RBI and 20 runs...saw limited action on the varsity squad as a sophomore (2008), totaling three at-bats in two games...was the only sophomore to play on Hart's varsity team during the 2008 baseball season...played for the Milwaukee Brewers Gray Team at the 2009 Area Code Games at Blair Field (Long Beach, Calif.)...competed for the South Team at the 2009 North-South Series at Santa Clara University...older brother, Chris Valaika, plays in the Cincinnati Reds' minor league organization (AAA - Louisville).

Head Coach John Savage: "Patrick has been a highly-recruited middle infielder who is a very solid player. He has all the intangibles to step in right away and make an impact for our team in the Pac-10 Conference. Patrick is a very offensive player who has a great mentality for the game."

Nick Vander Tuig

RHP – 6-3, 190 – R/R – Oakdale, Calif. (Oakdale HS)

Two-year varsity letterwinner at Oakdale High School under head coach Hondo Arpoika...went 8-1 with a 0.82 ERA, compiling 80 strikeouts and eight walks in 59.2 innings as a junior (2009)...hurled seven complete games, making 11 appearances on the mound as a junior...batted .405 with three home runs, 29 RBI, a .511 on-base percentage and .716 slugging percentage as a junior...secured first-team All-State honors (Cal-Hi Sports) in 2009...earned first-team All-Valley Oak League honors as a pitcher in 2008 and 2009...named a first-team All-District selection as a junior, leading Oakdale to the 2009 Valley Oak League title...went 5-1 with a 1.15 ERA, recording 82 strikeouts and 16 walks in 61.0 innings as a sophomore (2008)...batted .346 with two home runs, eight doubles, 27 RBI and 18 runs his sophomore year...claimed second-team All-District recognition as a sophomore, leading Oakdale to the 2008 Valley Oak League title...competed for Central Valley at the 2008 Rawlings NorCal World Series...voted Oakdale High School's most valuable pitcher as a junior and sophomore...helped lead Oakdale to the 2008 Sac-Joaquin Section Championship, posting a 25-3-3 overall record.

Head Coach John Savage: "Nick is a very talented right-hander who has three pitches that will allow him to compete right away. We like his athleticism and are confident that he will have a significant impact in our program at UCLA."

Zachary Weiss

RHP – 6-1, 180 – R/R – Irvine, Calif. (Northwood HS)

One-year varsity baseball letterwinner at Northwood High School under head coach Rob Stuart...went 4-2 with a 2.70 ERA, 36 strikeouts and one save in 33.2 innings as a junior (2009)...limited the opposition to a .168 batting average his junior season, allowing just 23 hits in 33.2 innings...batted .292 with six RBI and eight runs in 22 games as a junior...played for the Milwaukee Brewers Gray Team at the 2009 Area Code Games at Blair Field (Long Beach, Calif.)...competed for the Irvine Rox at the Junior Olympics and played in the Southwest Future All-Star Series...played in the Dodgers Elite Lasorda Classic Showcase...secured scholar-athlete honors as a junior at Northwood High School.

Head Coach John Savage: "Zach was among the most pleasant surprises of all the pitchers that came out of southern California this past summer. He has a tremendous future on the mound, and he is a guy who is just learning how to pitch at a high level. Zach has all the physical attributes that you want in a Pac-10 pitcher."

Kevin Williams

INF/OF – 5-11, 175 – L/R – Van Nuys, Calif. (Crespi HS)

Two-year varsity baseball letterwinner at Crespi High School under head coach Scott Muckey...batted .312 with two home runs, five triples, eight doubles, 24 RBI and 21 runs as a junior (2009)...helped lead Crespi to the 2009 CIF Southern Section Division II Championship at Angel Stadium...earned second-team All-CIF Southern Section Division II honors as a junior...selected as an honorable mention on the 2009 Daily News All-Area Baseball Team...two-year varsity football letterwinner at Crespi High School under head coach Jeremiah Ross (2008-09)...has registered 44 total tackles as a defensive back during his senior season (2009)...totaled 47 tackles, one sack and one interception as a junior (2008).

Head Coach John Savage: "Kevin is a very talented position player in this class. He is a left-handed hitter who can spray the ball all over the field. Kevin is a very versatile athlete who comes from a great program in Crespi High School, winners of the CIF Division II title last spring."

UCLA'S RECRUITING CLASS RANKINGS UNDER JOHN SAVAGE

Publication	2005	2006	2007	2008	2009
Baseball America	5	13	7	7	19
Collegiate Baseball	9	18	5	6	35

UCLA'S RECRUITING CLASS BREAKDOWN UNDER JOHN SAVAGE

Recruits	2005	2006	2007	2008	2009
Total Newcomers	17	13	12	9	14
MLB Draftees	4	4	5	1	4
AFLAC All-Americans	0	2	2	2	1

**GAME-BY-GAME RESULTS****Record: 27-29****Home: 16-10****Away: 11-16****Neutral: 0-3****Pac-10: 15-12**

Date	W/L	Score	Record	Opponent (Rank)	UCLA Pitcher of Record	Attendance	Time
Feb. 20	W	13-1	1-0	UC Davis	Rasmussen (1-0)	784	3:13
Feb. 21	W	5-2	2-0	UC Davis	Cole (1-0)	848	2:44
Feb. 22	L	8-7 (11)	2-1	UC Davis	Bauer (0-1)	682	5:04
Feb. 24	L	7-6	2-2	at UC Santa Barbara	Grace (0-1)	350	2:47
Feb. 25	L	11-1	2-3	UC Riverside	Brooks (0-1)	407	3:07
Feb. 27	L	5-4 (10)	2-4	Rice** (10)	Bauer (0-2)	6879	3:27
Feb. 28	L	5-1	2-5	Baylor** (6)	Cole (1-1)	13928	3:03
March 1	L	7-4	2-6	UC Irvine* (5)	Brewer, Cr. (0-1)	5356	3:07
March 3	L	5-4	2-7	Pepperdine (12)	Bauer (0-3)	531	3:52
March 6	L	6-5	2-8	at Oklahoma (16)	Novak (0-1)	1116	3:04
March 7	L	7-6	2-9	at Oklahoma (16)	Lafferty (0-1)	1034	3:37
March 8	L	6-4	2-10	at Oklahoma (16)	Cole (1-2)	1005	2:48
March 10	W	5-3	3-10	UC Santa Barbara (25)	Grace (1-1)	424	2:39
March 11	L	10-6	3-11	San Diego State	Lafferty (0-2)	481	3:30
March 13	W	10-9	4-11	at East Carolina	Novak (1-1)	2279	3:58
March 13	W	8-6	5-11	at East Carolina	Bauer (1-3)	2279	3:36
March 14	L	7-5	5-12	at East Carolina	Brewer, Cr. (0-2)	2217	3:09
March 21	W	14-4	6-12	at USC*	Cole (2-2)	842	3:23
March 22	L	5-1	6-13	at USC*	Rasmussen (1-1)	601	3:00
March 23	W	17-2	7-13	at USC*	Brewer, Cr. (1-2)	405	3:27
March 25	W	7-2	8-13	at Pepperdine (17)	Bauer (2-3)	475	2:53
March 27	W	7-6	9-13	Arizona*	Grace (2-1)	633	3:13
March 28	L	19-5	9-14	Arizona*	Rasmussen (1-2)	1013	3:56
March 29	W	8-6	10-14	Arizona*	Bauer (3-3)	1042	3:16
April 1	L	3-2	10-15	Loyola Marymount	Grace (2-2)	441	3:28
April 3	L	7-2	10-16	at Washington State*	Cole (2-3)	465	2:28
April 4	L	4-3	10-17	at Washington State*	Brewer, Cr. (1-3)	2362	2:32
April 5	W	9-5	11-17	at Washington State*	Bauer (4-3)	813	2:57
April 7	W	8-3	12-17	UC Irvine (5)	Rasmussen (2-2)	535	3:31
April 9	L	4-3 (10)	12-18	at Stanford*	Brooks (0-2)	1257	3:27
April 10	W	8-5	13-18	at Stanford*	Bauer (5-3)	1691	3:20
April 11	L	7-2	13-19	at Stanford*	Brewer, Cr. (1-4)	2228	2:46
April 14	W	7-3	14-19	at San Diego State (18)	Grace (3-2)	756	3:12
April 17	W	4-2	15-19	Washington*	Cole (3-3)	923	3:12
April 18	W	13-0	16-19	Washington*	Bauer (6-3)	710	2:34
April 19	W	6-3	17-19	Washington*	Rasmussen (3-2)	763	2:54
April 21	L	17-6	17-20	at UC Riverside	Claypool (0-1)	312	3:49
April 24	W	7-5	18-20	Oregon State* (17)	Cole (4-3)	532	2:57
April 25	L	5-3	18-21	Oregon State* (17)	Brooks (0-3)	921	3:13
April 26	W	5-2	19-21	Oregon State* (17)	Brewer, Cr. (2-4)	1013	3:01
April 28	W	7-5	20-21	Long Beach State	Claypool (1-1)	423	3:24
May 1	L	3-2	20-22	at Oregon*	Cole (4-4)	2204	2:43
May 2	W	6-2	21-22	at Oregon*	Bauer (7-3)	2471	3:12
May 3	W	8-1	22-22	at Oregon*	Brewer, Cr. (3-4)	1013	3:01
May 5	W	15-2	23-22	Cal State Bakersfield	Claypool (2-1)	531	2:56
May 8	L	3-2	23-23	California*	Cole (4-5)	709	3:21
May 9	W	9-4	24-23	California*	Bauer (8-3)	1056	2:49
May 10	L	8-3	24-24	California*	Brewer, Cr. (3-5)	712	3:18
May 12	W	15-2	25-24	Long Beach State	Rasmussen (4-2)	510	3:36
May 15	L	6-3	25-25	at Cal State Fullerton (5)	Cole (4-6)	3335	3:03
May 16	L	6-5 (10)	25-26	Cal State Fullerton (5)	Brooks (0-4)	1125	3:25
May 17	W	13-10	26-26	Cal State Fullerton (5)	Grace (4-2)	1163	4:09
May 19	L	5-4	26-27	at UC Irvine (1)	Cole (4-7)	2726	3:16
May 22	L	4-0	26-28	at Arizona State (3)	Cole (4-8)	3352	2:39
May 23	W	10-4	27-28	at Arizona State (3)	Bauer (9-3)	3623	3:07
May 24	L	6-5	27-29	at Arizona State (3)	Grace (4-3)	2854	3:17

\* Pacific-10 Conference game

\*\* Houston College Classic (at Minute Maid Park in Houston, Texas)

^^ game resumed at East Carolina on March 14 (rain)

(ranking from Baseball America, week of game/series)



2009 SEASON STATS

Overall Batting Stats

Record: 27-29    Home: 16-10    Away: 11-16    Neutral: 0-3    Pac-10: 15-12

Player	AVG	GP-GS	AB	R	H	2B	3B	HR	RBI	TB	SLG	BB	HBP	SO	GDP	OBP	SF	SH	SB-AT	FLD%
Gino Aielli	.353	43-35	136	24	48	10	0	2	16	64	.471	17	2	26	5	.429	1	3	5-7	.976
Cody Decker	.322	56-55	199	55	64	9	0	21	53	136	.683	36	5	58	2	.434	2	2	2-5	.997
Justin Uribe	.318	47-41	151	27	48	11	0	3	23	68	.450	21	6	24	7	.414	3	2	3-5	.948
Casey Haerther	.305	52-49	203	31	62	7	0	9	42	96	.473	17	5	35	6	.372	1	0	4-6	.954
Blair Dunlap	.301	55-55	226	45	68	17	3	7	39	112	.496	13	5	51	4	.351	1	6	15-21	.981
Chris Giovinazzo	.286	45-23	105	18	30	8	2	1	15	45	.429	11	1	30	2	.356	1	0	1-3	.977
Eddie Murray	.282	53-51	177	40	50	13	3	2	30	75	.424	31	18	33	1	.434	2	6	6-12	.929
Brett Krill	.280	12-5	25	5	7	2	0	0	2	9	.360	1	1	9	0	.333	0	2	2-2	1.000
Dustin Quist	.280	17-3	25	4	7	2	0	0	4	9	.360	2	1	9	0	.357	0	2	1-1	1.000
Gabe Cohen	.274	42-40	135	24	37	7	1	5	28	61	.452	20	1	42	2	.372	0	1	5-9	.958
Niko Gallego	.273	55-55	187	26	51	8	1	0	27	61	.326	16	12	34	3	.361	4	7	6-10	.960
Chris Amezquita	.259	28-13	58	8	15	5	1	1	9	25	.431	7	3	22	0	.368	0	0	2-3	.833
Alex Weber-Shapiro	.228	26-16	57	9	13	5	0	1	3	21	.368	15	1	20	0	.397	0	0	0-0	.974
Tyler Rahmatulla	.222	35-23	90	13	20	2	0	0	8	22	.244	12	5	19	3	.346	0	1	2-3	.961
Adrian Williams	.200	9-1	10	2	2	1	0	0	0	3	.300	0	1	4	0	.273	0	0	0-1	1.000
Steve Rodriguez	.179	38-34	95	14	17	2	0	2	10	25	.263	12	3	15	1	.291	0	8	1-1	.997
Marc Navarro	.167	30-4	30	3	5	1	1	0	2	8	.267	6	2	3	0	.333	1	0	0-1	1.000
Totals	.285	56-56	1909	348	544	110	12	54	311	840	.440	237	72	434	36	.382	16	40	55-90	.969
Opponents	.259	56-56	1859	295	482	109	11	47	262	754	.406	197	59	509	26	.345	24	48	36-65	.974

LOB: UCLA 444, Opponents 413. **DPs Turned:** UCLA 31, Opponents 43. **TPs Turned:** UCLA 0, Opponents 1. **IBB:** UCLA 8 (Decker 2, Haerther 2, Uribe 2, Cohen, Giovinazzo) Opponents, 5. **Picked Off:** UCLA 7 (Gallego 3, Aielli, Amezquita, Cohen, Dunlap), Opponents 5. **Catcher's Interference:** UCLA 2 (Rodriguez 2), Opponents 0. **Errors:** UCLA 63, Opponents 57.

Overall Pitching Stats

Player	ERA	W-L	APP	GS	CG	SHO/CBO	SV	IP	H	R	ER	BB	SO	2B	3B	HR	AB	OAV	WP	HBP	BK
Jordan Haver	0.00	0-0	2	0	0	0/0	0	2.0	1	0	0	1	1	1	0	0	7	.143	0	0	0
Trevor Bauer	2.99	9-3	20	10	4	1/0	2	105.1	85	39	35	27	92	17	2	7	374	.225	10	9	4
Erik Goeddel	3.38	0-0	9	0	0	0/0	0	8.0	10	5	3	4	6	2	0	1	32	.313	1	3	0
Garrett Claypool	3.46	2-1	14	8	0	0/0	0	39.0	34	16	15	11	48	10	0	6	146	.231	2	1	0
Gerrit Cole	3.49	4-8	15	14	1	0/0	0	85.0	57	46	33	38	104	10	2	10	299	.191	12	6	3
Charles Brewer	4.52	3-5	16	14	0	0/0	0	71.2	83	49	36	22	65	20	3	8	275	.302	2	11	0
Gavin Brooks	4.71	0-4	27	1	0	0/0	8	36.1	36	26	19	20	36	12	0	1	134	.269	10	9	0
Matt Grace	4.72	4-3	22	3	0	0/0	0	40.0	45	29	21	11	34	9	1	3	161	.281	5	4	0
Brendan Lafferty	5.40	0-2	21	0	0	0/0	0	30.0	39	21	18	20	34	8	0	1	121	.322	12	7	0
Mitchell Beacom	6.00	0-0	8	0	0	0/0	1	9.0	15	9	6	4	14	4	2	2	40	.375	0	3	0
Rob Rasmussen	6.45	4-2	18	6	0	0/0	1	44.2	52	35	32	26	51	12	0	7	176	.295	7	5	0
Jason Novak	6.75	1-1	19	0	0	0/0	0	22.2	25	20	17	13	24	4	1	1	91	.275	4	1	0
Totals	4.28	27-29	56	56	5	1/0	12	493.2	482	295	235	197	509	109	11	47	1859	.259	65	59	7
Opponents	5.36	29-27	56	56	2	1/0	14	494.0	544	348	294	237	434	110	12	54	1909	.285	51	72	6

**Runners caught stealing (catchers):** Rodriguez 8/28 (.286), Aielli 8/23 (.348), Giovinazzo 2/3 (.667). **Runners caught stealing (pitchers):** Bauer 5/11 (.455), Cole 3/10 (.300), Rasmussen 3/10 (.300), Grace 4/7 (.571), Brewer, Cr. 6/7 (.857), Novak 2/7 (.286), Lafferty 1/6 (.167), Brooks 3/4 (.750), Claypool 2/3 (.667). **Passed Balls:** UCLA 14 (Aielli 7, Rodriguez 7), Opponents 9. **Pickoffs:** UCLA 7 (Bauer 3, Brewer, Cr. 2, Cole, Lafferty), Opponents 9.

Overall Fielding Stats

Player	C	PO	A	E	FLD%	DP	CS	SBA	CS%	PB	CI
Marc Navarro	14	14	0	0	1.000	0	0	0	---	0	0
Matt Grace	13	2	11	0	1.000	0	4	7	.571	0	0
Gavin Brooks	13	5	8	0	1.000	0	3	4	.750	0	0
Adrian Williams	11	5	6	0	1.000	1	0	0	---	0	0
Dustin Quist	7	7	0	0	1.000	0	0	0	---	0	0
Brett Krill	6	5	1	0	1.000	0	0	0	---	0	0
Brendan Lafferty	6	0	6	0	1.000	1	1	6	.167	0	0
Jason Novak	5	1	4	0	1.000	1	2	7	.286	0	0
Steve Rodriguez	344	314	29	1	.997	2	8	28	.286	7	1
Cody Decker	313	277	35	1	.997	14	0	0	---	0	0
Blair Dunlap	107	105	0	2	.981	0	0	0	---	0	0
Chris Giovinazzo	86	75	9	2	.977	0	2	3	.667	0	0
Gino Aielli	212	175	32	5	.976	1	8	23	.348	7	1
Alex Weber-Shapiro	38	36	1	1	.974	6	0	0	---	0	0
Tyler Rahmatulla	76	29	44	3	.961	4	0	0	---	0	0

Player	C	PO	A	E	FLD%	DP	CS	SBA	CS%	PB	CI
Niko Gallego	223	84	130	9	.960	24	0	0	---	0	0
Trevor Bauer	24	6	17	1	.958	0	5	11	.455	0	0
Gabe Cohen	71	67	1	3	.958	1	0	0	---	0	0
Casey Haerther	151	109	35	7	.954	7	0	0	---	0	0
Justin Uribe	77	71	2	4	.948	0	0	0	---	0	0
Eddie Murray	169	63	94	12	.929	20	0	0	---	0	0
Gerrit Cole	23	12	9	2	.913	0	3	10	.300	0	0
Charles Brewer	30	8	19	3	.900	0	6	7	.857	0	0
Rob Rasmussen	15	3	10	2	.867	1	3	10	.300	0	0
Chris Amezquita	18	6	9	3	.833	0	0	0	---	0	0
Garrett Claypool	4	2	1	1	.750	0	2	3	.667	0	0
Mitchell Beacom	2	0	1	1	.500	0	0	0	---	0	0
Totals	2058	1481	514	63	.969	31	29	65	.446	14	2
Opponents	2158	1482	619	57	.974	43	35	90	.389	9	0



**Pac-10 Conference Batting Stats****Record: 15-12****Home: 8-4****Away: 7-8**

Player	AVG	GP-GS	AB	R	H	2B	3B	HR	RBI	TB	SLG	BB	HBP	SO	GDP	OBP	SF	SH	SB-AT	FLD%
Adrian Williams	.333	4-0	3	1	1	0	0	0	0	1	.333	0	0	1	0	.333	0	0	0-0	1.000
Chris Giovinazzo	.324	20-6	34	10	11	3	0	1	6	17	.500	6	0	7	2	.425	0	0	0-1	.960
Cody Decker	.319	27-26	91	26	29	5	0	9	21	61	.670	16	3	27	0	.429	2	0	2-4	1.000
Justin Uribe	.306	22-22	72	9	22	5	0	1	9	30	.417	11	5	10	3	.422	2	1	1-2	.949
Alex Weber-Shapiro	.303	13-10	33	6	10	4	0	1	2	17	.515	9	0	12	0	.452	0	0	0-0	.929
Niko Gallego	.300	27-27	90	12	27	8	0	0	14	35	.389	8	2	15	1	.363	2	3	2-5	.983
Gabe Cohen	.288	21-21	73	15	21	7	1	2	14	36	.493	9	1	23	1	.373	0	1	1-2	.947
Dustin Quist	.286	5-1	7	0	2	0	0	0	0	2	.286	0	1	2	0	.375	0	0	0-0	1.000
Blair Dunlap	.283	27-27	113	24	32	5	0	6	25	55	.487	4	0	29	3	.305	1	5	3-6	.980
Chris Amezquita	.269	12-7	26	5	7	3	1	0	4	12	.462	5	2	7	0	.424	0	0	2-2	.778
Brett Krill	.267	5-3	15	2	4	2	0	0	2	6	.400	0	0	6	0	.267	0	1	1-1	1.000
Gino Aielli	.254	20-17	67	6	17	2	0	0	4	19	.284	7	2	17	4	.342	0	0	3-4	.984
Tyler Rahmatulla	.250	14-11	40	6	10	1	0	0	4	11	.275	5	2	4	2	.362	0	0	0-1	1.000
Marc Navarro	.231	13-2	13	2	3	0	1	0	2	5	.385	3	1	0	0	.389	1	0	0-0	1.000
Steve Rodriguez	.209	14-14	43	7	9	2	0	1	4	14	.326	4	1	7	0	.292	0	2	0-0	1.000
Eddie Murray	.204	27-26	93	18	19	3	1	0	11	24	.258	16	13	19	0	.390	1	3	4-8	.948
<b>Totals</b>	<b>.272</b>	<b>27-27</b>	<b>905</b>	<b>162</b>	<b>246</b>	<b>55</b>	<b>4</b>	<b>24</b>	<b>139</b>	<b>381</b>	<b>.421</b>	<b>110</b>	<b>35</b>	<b>204</b>	<b>19</b>	<b>.369</b>	<b>10</b>	<b>16</b>	<b>19-36</b>	<b>.977</b>
<b>Opponents</b>	<b>.246</b>	<b>27-27</b>	<b>869</b>	<b>126</b>	<b>214</b>	<b>43</b>	<b>9</b>	<b>21</b>	<b>113</b>	<b>338</b>	<b>.389</b>	<b>90</b>	<b>27</b>	<b>238</b>	<b>11</b>	<b>.332</b>	<b>12</b>	<b>25</b>	<b>13-28</b>	<b>.968</b>

**LOB:** UCLA 206, Opponents 189. **DPs Turned:** UCLA 15, Opponents 22. **IBB:** UCLA 1 (Cohen) Opponents, 2. **Picked Off:** UCLA 4 (Gallego 2, Amezquita, Cohen), Opponents 0. **Catcher's Interference:** UCLA 1 (Aielli), Opponents 1. **Errors:** UCLA 23, Opponents 33.

**Pac-10 Pitching Stats**

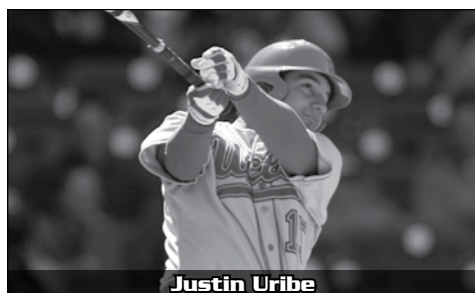
Player	ERA	W-L	APP	GS	CG	SHO/CBO	SV	IP	H	R	ER	BB	SO	2B	3B	HR	AB	OAV	WP	HBP	BK
Garett Claypool	0.00	0-0	1	0	0	0/0	0	0.2	1	0	0	0	1	1	0	0	2	.500	2	0	0
Matt Grace	1.69	1-1	9	0	0	0/0	0	16.0	7	4	3	4	16	1	0	0	54	.130	1	0	0
Jason Novak	2.57	0-0	6	0	0	0/0	0	7.0	6	2	2	6	8	1	0	0	25	.240	1	0	0
Trevor Bauer	2.98	7-0	10	7	4	1/0	1	66.1	54	25	22	14	54	12	2	1	238	.227	7	8	3
Erik Goeddel	3.00	0-0	3	0	0	0/0	0	3.0	7	3	1	2	2	1	0	1	15	.467	1	2	0
Gerrit Cole	3.36	3-4	9	9	1	0/0	0	59.0	35	28	22	25	72	7	2	6	203	.172	8	6	3
Charles Brewer	4.15	3-3	9	9	0	0/0	0	47.2	55	27	22	12	39	11	3	6	187	.294	1	6	0
Gavin Brooks	5.65	0-2	13	0	0	0/0	6	14.1	17	11	9	8	14	4	0	1	54	.315	5	3	0
Rob Rasmussen	8.36	1-2	7	2	0	0/0	1	14.0	18	15	13	13	22	2	0	5	56	.321	3	1	0
Brendan Lafferty	9.45	0-0	5	0	0	0/0	0	6.2	9	7	7	6	8	2	0	0	26	.346	2	1	0
Mitchell Beacom	10.80	0-0	1	0	0	0/0	0	1.2	5	4	2	0	2	1	2	1	9	.556	0	0	0
<b>Totals</b>	<b>3.92</b>	<b>15-12</b>	<b>27</b>	<b>27</b>	<b>5</b>	<b>1/0</b>	<b>8</b>	<b>236.1</b>	<b>214</b>	<b>126</b>	<b>103</b>	<b>90</b>	<b>238</b>	<b>43</b>	<b>9</b>	<b>21</b>	<b>869</b>	<b>.246</b>	<b>31</b>	<b>27</b>	<b>6</b>
<b>Opponents</b>	<b>5.22</b>	<b>12-15</b>	<b>27</b>	<b>27</b>	<b>2</b>	<b>1/0</b>	<b>5</b>	<b>236.0</b>	<b>246</b>	<b>162</b>	<b>137</b>	<b>110</b>	<b>204</b>	<b>55</b>	<b>4</b>	<b>24</b>	<b>905</b>	<b>.272</b>	<b>26</b>	<b>35</b>	<b>5</b>

**Runners caught stealing (catchers):** Rodriguez 8/28 (.286), Aielli 8/23 (.348), Giovinazzo 2/3 (.667). **Runners caught stealing (pitchers):** Bauer 5/11 (.455), Cole 3/10 (.300), Rasmussen 3/10 (.300), Grace 4/7 (.571), Brewer, Cr. 6/7 (.857), Novak 2/7 (.286), Lafferty 1/6 (.167), Brooks 3/4 (.750), Claypool 2/3 (.667). **Passed Balls:** UCLA 14 (Aielli 7, Rodriguez 7), Opponents 9. **Pickoffs:** UCLA 7 (Bauer 3, Brewer, Cr. 2, Cole, Lafferty), Opponents 9.

**Pac-10 Fielding Stats**

Player	C	PO	A	E	FLD%	DP	CS	SBA	CS%	PB	CI
Marc Navarro	14	14	0	0	1.000	0	0	0	---	0	0
Matt Grace	13	2	11	0	1.000	0	4	7	.571	0	0
Gavin Brooks	13	5	8	0	1.000	0	3	4	.750	0	0
Adrian Williams	11	5	6	0	1.000	1	0	0	---	0	0
Dustin Quist	7	7	0	0	1.000	0	0	0	---	0	0
Brett Krill	6	5	1	0	1.000	0	0	0	---	0	0
Brendan Lafferty	6	0	6	0	1.000	1	1	6	.167	0	0
Jason Novak	5	1	4	0	1.000	1	2	7	.286	0	0
Steve Rodriguez	344	314	29	1	.997	2	8	28	.286	7	1
Cody Decker	313	277	35	1	.997	14	0	0	---	0	0
Blair Dunlap	107	105	0	2	.981	0	0	0	---	0	0
Chris Giovinazzo	86	75	9	2	.977	0	2	3	.667	0	0
Gino Aielli	212	175	32	5	.976	1	8	23	.348	7	1
Alex Weber-Shapiro	38	36	1	1	.974	6	0	0	---	0	0
Tyler Rahmatulla	76	29	44	3	.961	4	0	0	---	0	0

Player	C	PO	A	E	FLD%	DP	CS	SBA	CS%	PB	CI
Niko Gallego	223	84	130	9	.960	24	0	0	---	0	0
Trevor Bauer	24	6	17	1	.958	0	5	11	.455	0	0
Gabe Cohen	71	67	1	3	.958	1	0	0	---	0	0
Casey Haerther	151	109	35	7	.954	7	0	0	---	0	0
Justin Uribe	77	71	2	4	.948	0	0	0	---	0	0
Eddie Murray	169	63	94	12	.929	20	0	0	---	0	0
Gerrit Cole	23	12	9	2	.913	0	3	10	.300	0	0
Charles Brewer	30	8	19	3	.900	0	6	7	.857	0	0
Rob Rasmussen	15	3	10	2	.867	1	3	10	.300	0	0
Chris Amezquita	18	6	9	3	.833	0	0	0	---	0	0
Garett Claypool	4	2	1	1	.750	0	2	3	.667	0	0
Mitchell Beacom	2	0	1	1	.500	0	0	0	---	0	0
<b>Totals</b>	<b>2058</b>	<b>1481</b>	<b>514</b>	<b>63</b>	<b>.969</b>	<b>31</b>	<b>29</b>	<b>65</b>	<b>.446</b>	<b>14</b>	<b>2</b>
<b>Opponents</b>	<b>2158</b>	<b>1482</b>	<b>619</b>	<b>57</b>	<b>.974</b>	<b>43</b>	<b>35</b>	<b>90</b>	<b>.389</b>	<b>9</b>	<b>0</b>





2009 GAME-BY-GAME LINE SCORES

Game 1: UCLA 13, UC Davis 1

Feb. 20 at Jackie Robinson Stadium

	1	2	3	4	5	6	7	8	9	R	H	E
UC Davis	0	0	0	0	0	0	0	0	1	1	6	2
UCLA	0	0	2	7	0	2	2	0	X	13	11	0

WP: Rasmussen (1-0) LP: McChesney (0-1)  
Time: 3:13 Attendance: 784

Game 2: UCLA 5, UC Davis 2

Feb. 21 at Jackie Robinson Stadium

	1	2	3	4	5	6	7	8	9	R	H	E
UC Davis	0	0	0	1	0	0	1	0	0	2	3	0
UCLA	1	3	0	0	0	1	0	0	X	5	6	1

WP: Cole (1-0) LP: Suiter (0-1) SV: Bauer (1)  
Time: 2:44 Attendance: 848

Game 3: UC Davis 8, UCLA 7

Feb. 22 at Jackie Robinson Stadium

	1	2	3	4	5	6	7	8	9	10	11	R	H	E
UC Davis	0	0	1	0	4	0	0	0	2	0	1	8	14	1
UCLA	0	2	1	0	1	2	1	0	0	0	0	7	13	3

WP: Quist (1-0) LP: Bauer (0-1)  
Time: 5:04 Attendance: 682

Game 4: UC Santa Barbara 7, UCLA 6

Feb. 24 at Caesar Uyesaka Stadium

	1	2	3	4	5	6	7	8	9	R	H	E
UCLA	3	0	0	1	0	2	0	0	0	6	12	2
UC Santa Barbara	0	3	1	0	3	0	0	0	X	7	10	2

WP: Ford (1-0) LP: Grace (0-1) SV: Meals (1)  
Time: 2:47 Attendance: 350

Game 5: UC Riverside 11, UCLA 1

Feb. 25 at Jackie Robinson Stadium

	1	2	3	4	5	6	7	8	9	R	H	E
UC Riverside	0	6	1	0	2	2	0	0	0	11	12	0
UCLA	0	0	0	0	0	0	0	0	1	1	7	2

WP: Platt (1-0) LP: Brooks (0-1)  
Time: 3:07 Attendance: 407

Game 6: Rice 5, UCLA 4

Feb. 27 at Minute Maid Park (Houston)

	1	2	3	4	5	6	7	8	9	10	R	H	E
UCLA	1	1	0	1	0	0	0	1	0	0	4	14	1
Rice	3	0	0	0	0	0	0	1	0	1	5	9	1

WP: Jordan Rogers (1-0) LP: Bauer (0-2)  
Time: 3:27 Attendance: 6879

Game 7: Baylor 5, UCLA 1

Feb. 28 at Minute Maid Park (Houston)

	1	2	3	4	5	6	7	8	9	R	H	E
Baylor	1	0	0	0	0	0	0	2	2	5	9	0
UCLA	0	0	0	0	0	0	0	1	0	1	7	3

WP: Volz (1-0) LP: Cole (0-1) SV: Kempf (1)  
Time: 3:03 Attendance: 13928

Game 8: UC Irvine 7, UCLA 4

March 1 at Minute Maid Park (Houston)

	1	2	3	4	5	6	7	8	9	R	H	E
UCLA	0	0	0	0	0	2	0	0	2	4	13	5
UC Irvine	0	0	1	0	3	3	0	0	X	7	8	0

WP: Pettis (1-0) LP: Brewer, Cr. (0-1)  
Time: 3:07 Attendance: 5356

Game 9: Pepperdine 5, UCLA 4

March 3 at Jackie Robinson Stadium

	1	2	3	4	5	6	7	8	9	R	H	E
Pepperdine	0	1	0	0	3	0	0	0	1	5	11	1
UCLA	0	1	0	2	0	0	1	0	0	4	6	1

WP: Cook (1-0) LP: Bauer (0-3) SV: Gaudi (1)  
Time: 3:52 Attendance: 531

Game 10: Oklahoma 6, UCLA 5

March 6 at L. Dale Mitchell Park

	1	2	3	4	5	6	7	8	9	R	H	E
UCLA	1	0	0	1	0	0	2	1	0	5	6	0
Oklahoma	0	0	0	0	0	6	0	0	X	6	10	0

WP: Doyle (2-1) LP: Novak (0-1) SV: Duke (1)  
Time: 3:04 Attendance: 1116

Game 11: Oklahoma 7, UCLA 6

March 7 at L. Dale Mitchell Park

	1	2	3	4	5	6	7	8	9	R	H	E
UCLA	0	0	0	0	0	1	0	5	0	6	7	0
Oklahoma	0	2	0	0	0	0	1	4	X	7	9	1

WP: Seng (1-0) LP: Lafferty (0-1) SV: Duke (2)  
Time: 3:37 Attendance: 1034

Game 12: Oklahoma 6, UCLA 4

March 8 at L. Dale Mitchell Park

	1	2	3	4	5	6	7	8	9	R	H	E
UCLA	0	0	1	0	0	1	1	1	0	4	9	1
Oklahoma	2	2	2	0	0	0	0	0	X	6	9	0

WP: Richards (1-0) LP: Cole (1-2) SV: Duke (3)  
Time: 2:48 Attendance: 1005

Game 13: UCLA 5, UC Santa Barbara 3

March 10 at Jackie Robinson Stadium

	1	2	3	4	5	6	7	8	9	R	H	E
UC Santa Barbara	0	0	0	1	0	2	0	0	0	3	5	0
UCLA	1	0	1	0	0	2	0	1	X	5	8	2

WP: Grace (1-1) LP: Edwards (0-2) SV: Beacom (1)  
Time: 2:39 Attendance: 424

Game 14: San Diego State 10, UCLA 6

March 11 at Jackie Robinson Stadium

	1	2	3	4	5	6	7	8	9	R	H	E
San Diego State	0	1	0	0	0	0	1	2	6	10	9	0
UCLA	1	0	2	1	1	0	0	1	0	6	10	2

WP: Sharp (1-1) LP: Lafferty (0-2)  
Time: 3:30 Attendance: 481

Game 15: UCLA 10, East Carolina 9

March 13 at Clark-LeClair Stadium (Game 1)

	1	2	3	4	5	6	7	8	9	R	H	E
UCLA	4	0	0	0	3	3	0	0	0	10	15	1
East Carolina	6	0	3	0	0	0	0	0	0	9	14	2

WP: Novak (1-1) LP: Mincey (3-1) SV: Brooks (1)  
Time: 3:58 Attendance: 2279

Game 16: UCLA 8, East Carolina 6

March 13 at Clark-LeClair Stadium (Game 2)

	1	2	3	4	5	6	7	8	9	R	H	E
UCLA	0	0	0	5	0	0	1	1	1	8	7	1
East Carolina	0	1	2	0	0	3	0	0	0	6	7	2

WP: Bauer (1-3) LP: Sowers (1-2)  
Time: 3:36 Attendance: 2279

Game 17: East Carolina 7, UCLA 5

March 14 at Clark-LeClair Stadium

	1	2	3	4	5	6	7	8	9	R	H	E
UCLA	0	1	0	0	1	0	0	3	0	5	6	3
East Carolina	4	0	0	0	3	0	0	0	X	7	9	0

WP: Brandt (3-0) LP: Brewer, Cr. (0-2) SV: Daniels (2)  
Time: 3:09 Attendance: 2217

Game 18: UCLA 14, USC 4

March 21 at Dedeaux Field

	1	2	3	4	5	6	7	8	9	R	H	E
UCLA	2	1	0	0	0	3	0	0	8	14	11	4
USC	1	1	0	0	0	0	0	0	2	4	10	3

WP: Cole (2-2) LP: Boxberger (2-2) SV: Bauer (2)  
Time: 3:23 Attendance: 842

Game 19: USC 5, UCLA 1

March 22 at Dedeaux Field

	1	2	3	4	5	6	7	8	9	R	H	E
UCLA	0	0	0	0	0	0	0	1	0	1	4	0
USC	0	1	2	0	0	0	2	0	X	5	9	1

WP: Triggs (2-0) LP: Rasmussen (1-1)  
Time: 3:00 Attendance: 601

Game 20: UCLA 17, USC 2

March 23 at Dedeaux Field

	1	2	3	4	5	6	7	8	9	R	H	E
UCLA	0	0	6	0	7	1	1	0	2	17	16	0
USC	0	0	0	0	0	0	2	0	0	2	8	6

WP: Brewer, Cr. (1-2) LP: Couture (3-2)  
Time: 3:27 Attendance: 405

Game 21: UCLA 7, Pepperdine 2

March 25 at Eddy D. Field Stadium

	1	2	3	4	5	6	7	8	9	R	H	E
UCLA	0	0	0	1	2	3	1	0	0	7	11	0
Pepperdine	0	0	0	1	0	1	0	0	0	2	6	1

WP: Bauer (3-2) LP: Bywater (2-1)  
Time: 2:53 Attendance: 475

Game 22: UCLA 7, Arizona 6

March 27 at Jackie Robinson Stadium

	1	2	3	4	5	6	7	8	9	R	H	E
Arizona	0	0	1	0	0	2	0	0	3	6	8	2
UCLA	1	0	0	0	2	1	3	0	X	7	9	1

WP: Grace (2-1) LP: Guilmet (2-3)  
Time: 3:13 Attendance: 633

Game 23: Arizona 19, UCLA 5

March 28 at Jackie Robinson Stadium

	1	2	3	4	5	6	7	8	9	R	H	E
Arizona	0	2	0	8	5	0	0	2	2	19	20	2
UCLA	0	0	0	1	2	0	2	0	0	5	11	3

WP: Veltmann (2-3) LP: Rasmussen (1-2) SV: Roach (1)  
Time: 3:56 Attendance: 1013

Game 24: UCLA 8, Arizona 6

March 29 at Jackie Robinson Stadium

	1	2	3	4	5	6	7	8	9	R	H	E
Arizona	0	3	3	0	0	0	0	0	0	6	11	1
UCLA	3	0	0	3	2	0	0	0	X	8	8	1

WP: Bauer (3-3) LP: Simon (2-3) SV: Brooks (2)  
Time: 3:16 Attendance: 1042

Game 25: Loyola Marymount 3, UCLA 2

April 1 at Jackie Robinson Stadium

	1	2	3	4	5	6	7	8	9	R	H	E
Loyola Marymount	3	0	0	0	0	0	0	0	0	3	8	0
UCLA	0	0	1	0	1	0	0	0	0	2	8	1

WP: Eusebio (3-2) LP: Grace (2-2) SV: Esquivel (4)  
Time: 3:28 Attendance: 441

Game 26: Washington State 7, UCLA 2

April 3 at Bailey-Brayton Field

	1	2	3	4	5	6	7	8	9	R	H	E
UCLA	0	2	0	0	0	0	0	0	0	2	5	1
Washington State	0	0	0	0	1	0	6	0	X	7	4	0

WP: Way (4-2) LP: Cole (2-3)  
Time: 2:28 Attendance: 465

Game 27: Washington State 4, UCLA 3

April 4 at Bailey-Brayton Field

	1	2	3	4	5	6	7	8	9	R	H	E
UCLA	0	0	2	0	0	0	0	0	0	2	5	1
Washington State	0	0	0	0	1	0	6	0	X	7	4	0

WP: Arnold (3-1) LP: Brewer, Cr. (1-3) SV: Johnson (3)  
Time: 2:32 Attendance: 2362

Game 28: UCLA 9, Washington State 5

April 5 at Bailey-Brayton Field

	1	2	3	4	5	6	7	8	9	R	H	E
UCLA	0	2	0	5	0	0	1	1	0	9	11	1
Washington State	0	0	0	3	0	1	0	0	1	5	12	1

WP: Bauer (4-3) LP: Prince (1-3) SV: Brooks (3)  
Time: 2:57 Attendance: 813

Game 29: UCLA 8, UC Irvine 3

April 7 at Jackie Robinson Stadium

	1	2	3
--	---	---	---

**Game 30: Stanford 4, UCLA 3****April 9 at Sunken Diamond**

	1	2	3	4	5	6	7	8	9	10	R	H	E
UCLA	0	1	2	0	0	0	0	0	0	0	3	7	0
Stanford	0	0	0	0	0	0	3	0	0	1	4	8	1

WP: Storen (3-0) LP: Brooks (0-2)

Time: 3:27 Attendance: 1257

**Game 31: UCLA 8, Stanford 5****April 10 at Sunken Diamond**

	1	2	3	4	5	6	7	8	9	R	H	E
UCLA	3	0	0	0	1	2	0	2		8	12	1
Stanford	0	0	1	2	2	0	0	0	0	5	9	1

WP: Bauer (5-3) LP: Snodgrass (0-2) SV: Rasmussen (1)

Time: 3:20 Attendance: 1691

**Game 32: Stanford 7, UCLA 2****April 11 at Sunken Diamond**

	1	2	3	4	5	6	7	8	9	R	H	E
UCLA	0	0	2	0	0	0	0	0	0	2	5	3
Stanford	0	2	0	0	0	1	3	1	X	7	11	0

WP: Mooneyham (3-1) LP: Brewer, Cr. (1-4) SV: Storen (4)

Time: 3:20 Attendance: 1691

**Game 33: UCLA 7, San Diego State 3****April 14 at Tony Gwynn Stadium**

	1	2	3	4	5	6	7	8	9	R	H	E
UCLA	0	1	0	1	0	0	0	5	0	7	12	0
San Diego State	1	1	0	0	0	1	0	0	0	3	7	1

WP: Grace (3-2) LP: McLaughlin (2-1)

Time: 3:12 Attendance: 756

**Game 34: UCLA 4, Washington 2****April 17 at Jackie Robinson Stadium**

	1	2	3	4	5	6	7	8	9	R	H	E
Washington	0	0	2	0	0	0	0	0	0	2	2	0
UCLA	0	1	0	0	1	2	0	0	X	4	10	1

WP: Cole (3-3) LP: Haehl (1-1) SV: Brooks (4)

Time: 3:12 Attendance: 923

**Game 35: UCLA 13, Washington 0****April 18 at Jackie Robinson Stadium**

	1	2	3	4	5	6	7	8	9	R	H	E
Washington	0	0	0	0	0	0	0	0	0	0	1	0
UCLA	0	3	0	0	1	2	7	0	X	13	14	0

WP: Bauer (6-3) LP: Erickson (1-4)

Time: 2:34 Attendance: 710

**Game 36: UCLA 6, Washington 3****April 19 at Jackie Robinson Stadium**

	1	2	3	4	5	6	7	8	9	R	H	E
Washington	0	0	0	1	0	0	1	1	0	3	10	2
UCLA	0	0	1	0	0	1	4	0	X	6	9	0

WP: Rasmussen (3-2) LP: Kittredge (1-3) SV: Brooks (5)

Time: 2:54 Attendance: 763

**Game 37: UC Riverside 17, UCLA 6****April 21 at Riverside Sports Complex**

	1	2	3	4	5	6	7	8	9	R	H	E
UCLA	1	2	1	0	2	0	0	0	0	6	9	4
UC Riverside	5	1	5	1	0	3	0	2	X	17	24	2

WP: Larkins (2-1) LP: Claypool (0-1)

Time: 3:49 Attendance: 312

**Game 38: UCLA 7, Oregon State 5****April 24 at Jackie Robinson Stadium**

	1	2	3	4	5	6	7	8	9	R	H	E
Oregon State	2	0	3	0	0	0	0	0	0	5	6	1
UCLA	0	1	0	3	2	0	1	0	X	7	13	0

WP: Cole (4-3) LP: Waldron (3-3) SV: Brooks (6)

Time: 2:57 Attendance: 532

**Game 39: Oregon State 5, UCLA 3****April 25 at Jackie Robinson Stadium**

	1	2	3	4	5	6	7	8	9	R	H	E
Oregon State	1	0	0	0	0	1	0	0	3	5	10	0
UCLA	0	0	0	1	1	0	1	0	0	3	8	0

WP: Rhoderick (2-1) LP: Brooks (0-3)

Time: 3:13 Attendance: 921

**Game 40: UCLA 5, Oregon State 2****April 26 at Jackie Robinson Stadium**

	1	2	3	4	5	6	7	8	9	R	H	E
Oregon State	1	0	0	0	1	0	0	0	0	2	8	5
UCLA	0	0	1	0	2	0	2	0	X	5	9	0

WP: Brewer, Cr. (2-4) LP: Reyes (5-2) SV: Brooks (7)

Time: 3:01 Attendance: 1013

**Game 41: UCLA 7, Long Beach State 5****April 28 at Jackie Robinson Stadium**

	1	2	3	4	5	6	7	8	9	R	H	E
Long Beach State	0	0	0	0	0	0	1	3	1	5	7	1
UCLA	4	1	1	0	0	0	0	1	X	7	8	2

WP: Claypool (1-1) LP: Lease (2-2) SV: Brooks (8)

Time: 3:24 Attendance: 423

**Game 42: Oregon 3, UCLA 2****May 1 at PK Park**

	1	2	3	4	5	6	7	8	9	R	H	E
UCLA	0	0	0	0	0	1	0	1		2	7	3
Oregon	0	0	0	1	0	1	0	1	X	3	6	0

WP: Stavert (5-3) LP: Cole (4-4) SV: Gagnier (7)

Time: 2:43 Attendance: 2204

**Game 43: UCLA 6, Oregon 2****May 2 at PK Park**

	1	2	3	4	5	6	7	8	9	R	H	E
UCLA	1	0	0	1	3	0	0	0	1	6	9	1
Oregon	0	0	0	1	0	1	0	0	0	2	6	2

WP: Bauer (7-3) LP: Anderson (2-6)

Time: 3:12 Attendance: 2471

**Game 44: UCLA 8, Oregon 1****May 3 at PK Park**

	1	2	3	4	5	6	7	8	9	R	H	E
UCLA	0	0	1	0	1	0	6	0	0	8	9	0
Oregon	0	0	0	0	1	0	0	0	0	1	6	0

WP: Brewer, Cr. (3-4) LP: Boer (1-6)

Time: 3:25 Attendance: 2169

**Game 45: UCLA 15, Cal State Bakersfield 2****May 5 at Jackie Robinson Stadium**

	1	2	3	4	5	6	7	8	9	R	H	E
CS Bakersfield	0	0	0	0	0	1	0	1	0	2	5	1
UCLA	0	3	4	4	3	0	0	1	X	15	19	0

WP: Claypool (2-1) LP: Montoya (3-5)

Time: 2:56 Attendance: 531

**Game 46: California 3, UCLA 2****May 8 at Jackie Robinson Stadium**

	1	2	3	4	5	6	7	8	9	R	H	E
California	0	0	1	0	0	0	0	0	2	3	3	2
UCLA	1	0	0	0	0	0	0	0	1	2	7	1

WP: Diemer (2-6) LP: Cole (4-5) SV: Anderson (3)

Time: 3:21 Attendance: 709

**Game 47: UCLA 9, California 4****May 9 at Jackie Robinson Stadium**

	1	2	3	4	5	6	7	8	9	R	H	E
California	0	0	2	0	0	0	0	0	2	4	8	1
UCLA	0	4	0	0	0	4	0	1	X	9	11	0

WP: Bauer (8-3) LP: Fitzgerald (0-1)

Time: 2:49 Attendance: 1056

**Game 48: California 8, UCLA 3****May 10 at Jackie Robinson Stadium**

	1	2	3	4	5	6	7	8	9	R	H	E
California	1	0	2	1	0	0	0	0	4	8	9	1
UCLA	0	1	1	0	0	0	0	0	1	3	9	0

WP: Anderson (1-0) LP: Brewer, Cr. (3-5)

Time: 3:18 Attendance: 712

**Game 49: UCLA 15, Long Beach State 2****May 12 at Jackie Robinson Stadium**

	1	2	3	4	5	6	7	8	9	R	H	E
Long Beach State	0	0	1	0	1	0	0	0	0	2	8	3
UCLA	0	2	4	3	3	0	0	3	X	15	15	0

WP: Rasmussen (4-2) LP: Corrales (1-2)

Time: 3:36 Attendance: 510

**Game 50: Cal State Fullerton 6, UCLA 3****May 15 at Goodwin Field**

	1	2	3	4	5	6	7	8	9	R	H	E
UCLA	0	0	0	0	0	0	0	1	2	3	7	1
Cal State Fullerton	3	2	0	0	0	1	0	0	X	6	6	0

WP: Renken (8-2) LP: Cole (4-6) SV: Ramirez, Nick (5)

Time: 3:03 Attendance: 3335

**Game 51: Cal State Fullerton 6, UCLA 5****May 16 at Jackie Robinson Stadium**

	1	2	3	4	5	6	7	8	9	10	R	H	E
Cal State Fullerton	0	2	1	0	2	0	0	0	0	1	6	9	0
UCLA	0	0	0	0	0	0	5	0	0	0	5	10	0

WP: Ramirez, Nick (3-1) LP: Brooks (0-4)

Time: 3:25 Attendance: 1125

**Game 52: UCLA 13, Cal State Fullerton 10****May 17 at Jackie Robinson Stadium**

	1	2	3	4	5	6	7	8	9	10	R	H	E
Cal State Fullerton	0	0	4	1	1	3	0	0	1		10	15	2
UCLA	3	4	1	4	0	0	1	0	X		13	19	2

WP: Grace (4-2) LP: Pill (8-3)

Time: 4:09 Attendance: 1163

**Game 53: UC Irvine 5, UCLA 4****May 19 at Anteater Ballpark**

	1	2	3	4	5	6	7	8	9	10	R	H	E
UCLA	1	0	2	0	0	0	0	0	0	1	4	8	1
UC Irvine	0	1	0	0	0	2	0	0	0	2	5	9	1

WP: Pettis (5-2) LP: Cole (4-7)

Time: 3:16 Attendance: 2726

**Game 54: Arizona State 4, UCLA 0****May 22 at Packard Stadium**

	1	2	3	4	5	6	7	8	9	R	H	E
UCLA	0	0	0	0	0	0	0	0	0	0	4	0
Arizona State	0	0	0	0	1	1	0	2	X	4	4	0

WP: Leake (14-1) LP: Cole (4-8)

Time: 2:39 Attendance: 3352

**Game 55: UCLA 10, Arizona State 4****May 23 at Packard Stadium**

	1	2	3	4	5	6	7	8	9	R	H	E
UCLA	0	0	1	1	1	4	3	0	0	10	12	1
Arizona State	2	0	0	1	0	0	1	0	0	4	6	0

WP: Bauer (9-3) LP: Blair (6-2)

Time: 3:07 Attendance: 3623

**Game 56: Arizona State 6, UCLA 5****May 2**

2009 SEASON STATS

Team Game Highs

BATTING		
At bats	48	at USC (March 23)
Runs scored	17	at USC (March 23)
Hits	19	vs. Cal State Bakersfield (May 5)
	19	vs. Cal State Fullerton (May 17)
RBI	15	vs. Cal State Bakersfield (May 5)
Doubles	5	vs. Cal State Fullerton (May 17)
Triples	2	vs. Arizona (March 27)
	2	at Cal State Fullerton (May 15)
Home Runs	4	vs. Cal State Bakersfield (May 5)
Total Bases	33	vs. Cal State Bakersfield (May 5)
Walks	12	vs. UC Davis (Feb. 20)
Strikeouts	17	vs. Rice (Feb. 27)
Sacrifice Hits	3	vs. UC Davis (Feb. 22)
Sacrifice Flies	2	three times
Stolen Bases	4	three times
Hit by Pitch	7	at Oklahoma (March 6)
Caught Stealing	3	at Oklahoma (March 7)
Runners LOB	14	vs. UC Irvine (April 7)
Hit into DP	3	vs. San Diego State (March 11)
	3	vs. Oregon State (April 25)

FIELDING

Putouts	33	vs. UC Davis (Feb. 22)
Assists	15	at Oregon (May 3)
	15	at Arizona State (May 24)
Errors	5	vs. UC Irvine (March 1)
Passed Balls	3	at UC Riverside (April 21)
DPs turned	2	four times

PITCHING

Innings	11.0	vs. UC Davis (Feb. 22)
Strikeouts	17	at East Carolina (March 13, G2)
Runs Allowed	19	vs. Arizona (March 28)
Earned Runs	16	at UC Riverside (April 21)
Walks Allowed	9	vs. UC Davis (Feb. 22)
Hits Allowed	24	at UC Riverside (April 21)
Wild Pitches	5	vs. Arizona (March 28)
Hit Batters	5	vs. Cal State Fullerton (May 17)

Individual Game Highs

BATTING		
At Bats	6	Haerther (at USC, 3/21)
	6	Rodriguez (at USC, 3/23)
	6	Murray (at San Diego State, 4/14)
	6	Aielli (vs. Cal State Bakersfield, 5/5)
Runs	4	Decker (vs. Cal State Bakersfield, 5/5)
Hits	5	Aielli (vs. Cal State Bakersfield, 5/5)
RBI	5	Decker (at East Carolina, 3/13)
	5	Haerther (vs. Long Beach State, 4/28)
	5	Cohen (vs. Cal State Bakersfield, 5/5)
Doubles	3	Weber-Shapiro (vs. Arizona, 3/28)
Triples	2	Dunlap (at Cal State Fullerton, 5/15)
Home Runs	2	Decker (at East Carolina, 3/13)
	2	Decker (at Stanford, 4/10)
	2	Cohen (Cal State Bakersfield, 5/5)
Total Bases	9	Decker (at East Carolina, 3/13)
	9	Decker (at Stanford, 4/10)
	9	Aielli (vs. Cal State Bakersfield, 5/5)
Walks	4	Cohen (at Oklahoma, 3/7)
Stolen Bases	2	four times
Hit by Pitch	2	four times
Sacrifice Hits	2	Decker (vs. UC Santa Barbara, 3/10)
Sacrifice Flies	1	16 times

FIELDING

Putouts	16	Rodriguez (at East Carolina, 3/13)
Assists	6	three times
Errors	2	six times

PITCHING

Innings	9.0	Bauer (five times)
Strikeouts	13	Cole (vs. Washington, 4/17)
Runs Allowed	8	Rasmussen (vs. Arizona, 3/28)
Hits Allowed	9	Cole (at Oklahoma, 3/8)
	9	Bauer (at Washington State, 4/5)

Multi-Hit Games

PLAYER	2	3	4	5+	TOTAL
Casey Haerther	18	1	2	-	21
Blair Dunlap	13	6	-	-	19
Justin Uribe	13	3	-	-	16
Cody Decker	12	4	-	-	16
Eddie Murray	10	4	-	-	14
Niko Gallego	10	2	-	-	12
Gino Aielli	5	5	-	1	11
Gabe Cohen	9	1	-	-	10
Chris Giovinnazzo	7	-	-	-	7
Tyler Rahmatulla	3	1	-	-	4
Alex Weber-Shapiro	2	1	-	-	3
Steve Rodriguez	-	2	-	-	2
Chris Amezcuita	2	-	-	-	2
Brett Krill	2	-	-	-	2
Dustin Quist	-	1	-	-	1
TEAM	106	31	2	1	140

Multi-RBI Games

PLAYER	2	3	4	5+	TOTAL
Cody Decker	7	3	3	1	14
Blair Dunlap	8	2	1	-	11
Casey Haerther	6	2	1	1	10
Gabe Cohen	4	-	2	1	7
Justin Uribe	4	1	1	-	6
Eddie Murray	4	2	-	-	6
Niko Gallego	3	2	-	-	5
Chris Giovinnazzo	2	2	-	-	4
Chris Amezcuita	2	-	-	-	2
Steve Rodriguez	-	1	-	-	1
Gino Aielli	1	-	-	-	1
Dustin Quist	1	-	-	-	1
TEAM	42	15	8	3	68

Hitting Streaks

PLAYER	GAMES	CURRENT
Cody Decker	13	1
Blair Dunlap	11	5
Gabe Cohen	11	-
Casey Haerther	8	2
Niko Gallego	7	-
Gino Aielli	6	-
Justin Uribe	5	2
Chris Giovinnazzo	5	-
Tyler Rahmatulla	4	1
Eddie Murray	4	-
Dustin Quist	3	3
Chris Amezcuita	3	-
Marc Navarro	3	-
Steve Rodriguez	3	-
Brett Krill	2	1
Alex Weber-Shapiro	2	-
Adrian Williams	1	-

Inning-by-Inning Summary

	1	2	3	4	5	6	7	8	9	EX	Total
UCLA	32	38	42	47	42	41	51	30	24	1	348
Opponents	38	35	39	23	38	37	22	24	33	6	295

Situational Records

SITUATION	RECORD
Total	27-29
Conference	15-12
Non-Conference	12-17
Home	16-10
Away	11-16
Neutral	0-3
Day	14-16
Night	13-13
February	2-4
March	8-9
April	10-7
May	7-8
vs Left-handed starter	8-4
vs Right-handed starter	19-25
1-Run games	2-14
2-Run games	6-3
5+Run games	11-6
Extra innings	0-5
Shutouts	1-1
UCLA scores 0-2 runs	0-9
UCLA scores 3-5 runs	4-15
UCLA scores 6-9 runs	14-5
UCLA scores 10+ runs	9-0
Opponent scores 0-2 runs	11-0
Opponent scores 3-5 runs	11-12
Opponent scores 6-9 runs	4-13
Opponent scores 10+ runs	1-4
UCLA scores in 1st inning	10-7
Opponent scores in 1st inning	7-10
UCLA scores first	21-11
Opponent scores first	6-18
Leading after 6	24-4
Trailing after 6	3-21
Tied after 6	0-4
Leading after 7	25-3
Trailing after 7	1-20
Tied after 7	1-6
Leading after 8	27-3
Trailing after 8	0-20
Tied after 8	0-6
UCLA hits 0 home runs	7-13
UCLA hits 1 home run	12-10
UCLA hits 2+ home runs	8-6
Opponent hits 0 home runs	15-14
Opponent hits 1 home run	7-6
Opponent hits 2+ home runs	5-9
UCLA makes 0 errors	12-9
UCLA makes 1 error	11-9
UCLA makes 2+ errors	4-11
Opponent makes 0 errors	7-16
Opponent makes 1 error	9-9
Opponent makes 2+ errors	11-4
UCLA out-hits opponent	23-9
Out-hit by opponent	3-15
Hits are tied	1-5
Longest Winning Streak	4
Longest Losing Streak	10
Current Streak	L1
Largest Margin of Victory	15
Largest Margin of Defeat	14
Last At-Bat Wins	0
Most Runs (UCLA only)	17 (at USC, 3/23)
Most Runs (Both Teams)	24 (vs. Arizona, 3/28)
Fewest Runs (Both Teams)	4 (at Arizona State, 5/22)
Most UCLA Errors	4 (at Long Beach State, 2/20)
Most Opponent Errors	5 (vs. UC Irvine, 3/1)
Longest Game	5:04 (vs. UC Davis, 2/22)
Shortest Game	2:28 (at Washington State, 4/3)
Largest Home Crowd	1163 (vs. Cal State Fullerton, 5/17)
Largest Road Crowd	13928 (vs. Baylor, 2/28)



**Starters by Position** (Team W-L record when starter)

PITCHER		
Gerrit Cole	14	6-8
Charles Brewer	14	6-8
Trevor Bauer	10	7-3
Garrett Claypool	8	6-2
Rob Rasmussen	6	2-4
Matt Grace	3	0-3
Gavin Brooks	1	0-1

CATCHER		
Steve Rodriguez	34	14-20
Gino Aielli	21	13-8
Chris Giovinazzo	1	0-1

FIRST BASE		
Cody Decker	37	21-16
Casey Haerther	13	3-10
Alex Weber-Shapiro	6	3-3

SECOND BASE		
Eddie Murray	49	25-24
Tyler Rahmatulla	7	2-5

THIRD BASE		
Casey Haerther	21	11-10
Tyler Rahmatulla	15	10-5
Gino Aielli	11	2-9
Chris Amezquita	7	3-4
Eddie Murray	2	1-1

SHORTSTOP		
Niko Gallego	55	27-28
Adrian Williams	1	0-1

**Starters by Batting Order** (Team W-L record when starter)

LEADOFF		
Eddie Murray	27	16-11
Blair Dunlap	21	9-12
Niko Gallego	8	2-6

2ND SPOT		
Justin Uribe	16	7-9
Eddie Murray	15	8-7
Gino Aielli	11	5-6
Blair Dunlap	7	3-4
Chris Giovinazzo	4	3-1
Niko Gallego	3	1-2

3RD SPOT		
Casey Haerther	38	17-21
Blair Dunlap	10	7-3
Cody Decker	8	3-5

CLEANUP		
Cody Decker	32	16-16
Justin Uribe	17	9-8
Casey Haerther	6	2-4
Gabe Cohen	1	0-1

5TH SPOT		
Cody Decker	14	7-7
Gabe Cohen	9	3-6
Chris Amezquita	7	5-2
Justin Uribe	7	3-4
Casey Haerther	5	3-2
Alex Weber-Shapiro	5	2-3
Blair Dunlap	3	3-0
Chris Giovinazzo	3	0-3
Gino Aielli	2	1-1
Brett Krill	1	0-1

6TH SPOT		
Gabe Cohen	11	6-5
Alex Weber-Shapiro	11	6-5
Tyler Rahmatulla	7	5-2
Gino Aielli	7	3-4
Blair Dunlap	6	1-5
Chris Giovinazzo	6	2-4
Chris Amezquita	3	2-1
Gerrit Cole	1	1-0
Cody Decker	1	1-0
Brett Krill	1	0-1

LEFT FIELD		
Gabe Cohen	32	18-14
Justin Uribe	15	5-10
Brett Krill	4	2-2
Marc Navarro	4	1-3
Chris Giovinazzo	1	1-0

CENTER FIELD		
Blair Dunlap	55	26-29
Chris Giovinazzo	1	1-0

RIGHT FIELD		
Justin Uribe	26	14-12
Chris Giovinazzo	20	8-12
Gabe Cohen	7	3-4
Dustin Quist	2	2-0
Brett Krill	1	0-1

DESIGNATED HITTER		
Cody Decker	18	6-12
Casey Haerther	15	8-7
Alex Weber-Shapiro	10	5-5
Chris Amezquita	6	4-2
Gino Aielli	3	2-1
Gabe Cohen	1	0-1
Gerrit Cole	1	1-0
Dustin Quist	1	0-1
Tyler Rahmatulla	1	1-0

Marc Navarro	1	0-1
Justin Uribe	1	0-1

7TH SPOT		
Gabe Cohen	14	9-5
Gino Aielli	11	5-6
Blair Dunlap	8	3-5
Chris Giovinazzo	7	3-4
Tyler Rahmatulla	7	4-3
Steve Rodriguez	3	0-3
Dustin Quist	3	2-1
Brett Krill	2	1-1
Niko Gallego	1	0-1

8TH SPOT		
Niko Gallego	22	12-10
Steve Rodriguez	13	4-9
Gabe Cohen	5	3-2
Gino Aielli	4	3-1
Tyler Rahmatulla	4	2-2
Chris Amezquita	3	0-3
Chris Giovinazzo	2	1-1
Marc Navarro	2	1-1
Brett Krill	1	0-1

9TH SPOT		
Niko Gallego	21	12-9
Steve Rodriguez	18	10-8
Eddie Murray	9	2-7
Tyler Rahmatulla	5	1-4
Chris Giovinazzo	1	1-0
Marc Navarro	1	0-1
Adrian Williams	1	0-1



Cody Decker led the Pac-10 Conference with 21 home runs in 2009

**UCLA's Home Run Log**

No.	Player	Date	Opponent	Runners On	Outs	Inning
1.	Chris Amezquita	2/20	UC Davis	1	1	B7
2.	Casey Haerther	2/21	UC Davis	0	2	B6
3.	Casey Haerther	2/24	at UC Santa Barbara	1	1	T1
4.	Cody Decker	2/24	at UC Santa Barbara	0	1	T1
5.	Eddie Murray	2/24	at UC Santa Barbara	0	0	T6
6.	Justin Uribe	3/1	vs. UC Irvine	1	1	T7
7.	Cody Decker	3/6	at Oklahoma	1	1	T7
8.	Gino Aielli	3/6	at Oklahoma	0	0	T8
9.	Justin Uribe	3/8	at Oklahoma	0	0	T7
10.	Cody Decker	3/11	San Diego State	0	1	B8
11.	Cody Decker	3/13	at East Carolina (Game 1)	1	0	T5
12.	Cody Decker	3/13	at East Carolina (Game 1)	1	1	T6
13.	Blair Dunlap	3/13	at East Carolina (Game 2)	0	1	T7
14.	Eddie Murray	3/14	at East Carolina	0	1	T7
15.	Cody Decker	3/14	at East Carolina	2	1	T8
16.	Casey Haerther	3/21	at USC	3	2	T9
17.	Casey Haerther	3/23	at USC	2	1	T3
18.	Justin Uribe	3/23	at USC	3	2	T5
19.	Cody Decker	3/25	at Pepperdine	0	2	T4
20.	Gabe Cohen	3/25	at Pepperdine	0	0	T5
21.	Casey Haerther	3/25	at Pepperdine	0	0	T6
22.	Blair Dunlap	4/3	at Washington State	0	1	T6
23.	Alex Weber-Shapiro	4/4	at Washington State	0	1	T6
24.	Cody Decker	4/4	at Washington State	0	0	T9
25.	Cody Decker	4/5	at Washington State	1	1	T2
26.	Cody Decker	4/7	UC Irvine	1	1	B3
27.	Casey Haerther	4/9	at Stanford	1	2	T3
28.	Cody Decker	4/10	at Stanford	1	0	T1
29.	Cody Decker	4/10	at Stanford	1	1	T7
30.	Blair Dunlap	4/11	at Stanford	1	0	T3
31.	Gabe Cohen	4/18	Washington	1	0	B6
32.	Blair Dunlap	4/18	Washington	3	2	B7
33.	Blair Dunlap	4/19	Washington	2	1	B7
34.	Cody Decker	4/21	at UC Riverside	0	0	T3
35.	Cody Decker	4/24	Oregon State	0	0	B2
36.	Blair Dunlap	4/24	Oregon State	0	2	B7
37.	Cody Decker	4/25	Oregon State	0	0	B4
38.	Chris Giovinazzo	4/25	Oregon State	0	1	B7
39.	Steve Rodriguez	4/26	Oregon State	0	0	B3
40.	Casey Haerther	4/28	Long Beach State	3	1	B1
41.	Gabe Cohen	5/3	at Oregon	0	0	T3
42.	Gabe Cohen	5/5	Cal State Bakersfield	1	0	B2
43.	Gino Aielli	5/5	Cal State Bakersfield	0	0	B3
44.	Gabe Cohen	5/5	Cal State Bakersfield	2	0	B3
45.	Casey Haerther	5/5	Cal State Bakersfield	1	2	B5
46.	Cody Decker	5/9	California	0	0	B2
47.	Cody Decker	5/10	California	0	0	B2
48.	Steve Rodriguez	5/12	Long Beach State	2	2	B8
49.	Cody Decker	5/16	Cal State Fullerton	3	2	B7
50.	Casey Haerther	5/17	Cal State Fullerton	1	1	B1
51.	Cody Decker	5/17	Cal State Fullerton	1	2	B2
52.	Cody Decker	5/19	at UC Irvine	0	1	T10
53.	Cody Decker	5/24	at Arizona State	1	2	T3
54.	Blair Dunlap	5/24	at Arizona State	0	0	T9

Final Standings

	CONFERENCE						OVERALL						
	W	L	Pct	Home	Away	Neut	W	L	Pct	Home	Away	Neut	Streak
Arizona State %*^#	21	6	.778	13-2	7-4	1-0	51	15	.785	36-4	9-6	6-4	L1
Washington State #	19	8	.704	12-3	7-5	0-0	32	25	.561	21-6	10-16	1-3	L1
UCLA	15	12	.556	8-4	7-8	0-0	27	29	.482	16-10	11-16	0-3	L1
Oregon State #	15	12	.556	7-5	6-6	2-1	37	19	.661	17-5	8-10	12-4	L1
Arizona	13	14	.481	7-5	6-9	0-0	30	25	.545	21-14	9-11	0-0	W3
Stanford	13	14	.481	6-6	7-8	0-0	30	25	.545	19-13	10-13	0-0	L1
Washington	13	14	.481	8-2	5-10	0-2	25	30	.454	13-10	9-14	2-7	L5
USC	13	14	.481	7-8	6-6	0-0	28	28	.500	18-15	10-13	0-0	L1
California	9	18	.333	7-8	2-10	0-0	24	29	.453	14-14	9-15	1-0	W1
Oregon	4	23	.148	2-11	1-11	1-1	14	42	.250	8-16	4-21	2-5	L13

% Pac-10 Champion    \* NCAA Regional selection    ^ NCAA Super Regional Participant    # College World Series Participant

2009 All-Pacific-10 Team

**Player of the Year:** Jason Kipnis, Arizona State  
**Pitcher of the Year:** Mike Leake, Arizona State  
**Defensive Player of the Year:** Jake Schlander, Stanford  
**Freshman of the Year:** Trevor Bauer, UCLA  
**Coach of the Year:** Pat Murphy, Arizona State

Name	School	Pos.	Yr.	Hometown
Dillon Baird	ARIZ	1B	Jr.	Prescott, Ariz.
Trevor Bauer	UCLA	RHP	Fr.	Valencia, Calif.
Brad Boxberger	USC	RHP	Jr.	Tustin, Calif.
Mark Canha	CAL	1B	So.	San Jose, Calif.
Dwight Childs	ARIZ	C	Jr.	Elk Grove, Calif.
Gerrit Cole	UCLA	RHP	Fr.	Santa Ana, Calif.
Kyle Conley (2)	WASH	OF	Jr.	Richland, Wash.
Cody Decker (2)	UCLA	1B	Sr.	Santa Monica, Calif.
Grant Green (2)	USC	INF	Jr.	Anaheim Hills, Calif.
Brett Jackson	CAL	OF	Jr.	Orinda, Calif.
Jeremy Johnson	WSU	RHP	Jr.	Centralia, Wash.
Kellen Kilgusgaard	STAN	OF	So.	Auburn, Wash.
Jason Kipnis (2)	ASU	OF	Jr.	Northbrook, Ill.
Jeff Kobernus	CAL	INF	Jr.	San Leandro, Calif.
Mitchell Lambson	ASU	LHP	Fr.	Tualatin, Ore.
Mike Leake (3)	ASU	RHP	Jr.	Fallbrook, Calif.
Matt Newman	ASU	LHP/OF	So.	Glendale, Ariz.
Bryce Ortega	ARIZ	INF	So.	Palos Verdes, Calif.
Ryan Ortiz (2)	OSU	C	Jr.	San Diego, Calif.
Jared Prince	WSU	OF	Sr.	Poulsbo, Wash.
Carlos Ramirez	ASU	C	Jr.	Tucson, Ariz.
Blake Smith	CAL	DH	Jr.	Modesto, Calif.
Josh Spence	ASU	LHP	Jr.	Victoria, Australia
Drew Storen (2)	STAN	RHP	So.	Brownsburg, Ind.
Matt Way	WSU	LHP	Sr.	Sitka, Alaska

(2) Second All-Conference Selection  
(3) Third All-Conference Selection

All-Pacific-10 Honorable Mentions

Chad Arnold	WSU	So.	Jared McDonald	ASU	Jr.
Joey August	STAN	Sr.	Brent Milleville	STAN	Sr.
Jett Bandy	ARIZ	Fr.	Brett Mooneyham	STAN	Fr.
Seth Blair	ASU	So.	Jared Norris	OSU	So.
Charles Brewer	UCLA	Jr.	Ricky Dropesa	USC	Fr.
Gavin Brooks	UCLA	Jr.	Hunter Pace	ARIZ	Sr.
Alex Burg	WSU	Sr.	Brian Pearl	WASH	Jr.
Cory Burns	ARIZ	Sr.	Pierce Rankin	WASH	So.
Kole Calhoun	ASU	Jr.	Curtis Raulinaitis	ORE	Jr.
Bobby Coyle	ARIZ	So.	Kevin Rhoderick	OSU	So.
Blair Dunlap	UCLA	Jr.	Jake Rife	WASH	Sr.
Jason Erickson	WASH	Sr.	Adalberto Santos	OSU	Jr.
Max Fearnow	STAN	Sr.	Steve Selsky	ARIZ	Fr.
Drew Gagnier	ORE	So.	Erik Stavert	ORE	Jr.
Niko Gallego	UCLA	So.	Robert Stock	USC	Jr.
Sam Gaviglio	OSU	Fr.	Jason Stoffel	ARIZ	Jr.
Toby Gerhart	STAN	Sr.	Jordan Swagerty	ASU	Fr.
Brad Glenn	ARIZ	Sr.	Raoul Torrez	ASU	Jr.
Matt Grace	UCLA	So.	Riccio Torrez	ASU	Fr.
Preston Guilmet	ARIZ	Sr.	Andrew Triggs	USC	Fr.
Casey Haerther	UCLA	Jr.	Anthony Vasquez	USC	Sr.
Derek Jones	WSU	Fr.	Shea Vucinich	WSU	So.
Andrew Kitredge	WSU	Fr.	Tyler Waldron	OSU	So.
Greg Lagreid	WSU	Sr.	Colin Walsh	STAN	So.
Zack McPhee	ASU	Fr.	Daniel Workman	ARIZ	So.
Drew Maggi	ASU	Fr.			

2009 Pacific-10 All-Academic Team

FIRST TEAM				
Name	School	Year	GPA	Major
Dixon Anderson	CAL	R-Fr.	3.60	Undeclared
Joey August	STAN	Sr.	3.32	Sociology
Seth Blair	ASU	So.	3.58	Interdisciplinary Studies
Gabe Cohen	UCLA	Jr.	3.63	Communication Studies
Matt Fanelli	WSU	Jr.	3.77	Psychology
Greg Lagreid	WSU	Sr.	3.48	Finance
Mike Leake	ASU	Jr.	3.42	Management
Caleb Tommasini	ORE	Sr.	3.42	Business Finance
Andrew Triggs	USC	R-Fr.	3.61	Social Sciences & History
Andy Workman	ASU	So.	3.98	Finance

SECOND TEAM				
Name	School	Year	GPA	Major
Gino Aielli	UCLA	Sr.	3.25	History
Gavin Brooks	UCLA	Jr.	3.32	Economics
Daniel Butler	ARIZ	Jr.	3.40	Physical Education
Brian Diemer	CAL	So.	3.41	Undeclared
Toby Gerhart	STAN	Jr.	3.18	Management Science & Engineering
Jeffrey Inman	STAN	Jr.	3.30	Undeclared
Jeremy Johnson	WSU	Jr.	3.12	Finance
Matt Newman	ASU	So.	3.37	Interdisciplinary Studies
Justin Uribe	UCLA	Jr.	3.31	English
John Wallace	OSU	Sr.	3.19	Business

**HONORABLE MENTIONS:** Mark Canha (CAL), Jacob Clem (WASH), Kyle Conley (WASH), Blair Dunlap (UCLA), Max Fearnow (STAN), Rob Folsom (OSU), Brendan Gardner-Young (WASH), Chris Giovinazzo (UCLA), Matt Grace (UCLA), Blake Hancock (STAN), Garrett Houts (USC), Brett Jackson (CAL), Jonathan Kaskow (STAN), Jason Kipnis (ASU), Michael Marshall (STAN), Geoff Nichols (ORE), Ryan Ortiz (OSU), Jay Ponciano (WSU), Jared Prince (WSU), Rob Rasmussen (UCLA), Kraig Sitton (OSU), Colin Walsh (STAN), Michael Weber (WSU).

2009 Pitchers and Players of the Week

Date	Player	Pitcher
Feb. 24	Jason Kipnis (ASU)	Kevin Couture (USC)
March 3	Mark Canha (CAL)	Mike Leake (ASU)
March 10	Kyle Conley (WASH)	Jordan Pries (STAN)
March 16	Cody Decker (UCLA)	Jason Stoffel (ARIZ)
March 24	Casey Haerther (UCLA)	Mike Leake (ASU)
March 31	Derek Jones (WSU)	Trevor Bauer (UCLA)
April 6	Ryan Ortiz (OSU)	Josh Spence (ASU)
April 13	Kyle Conley (WASH)	Rob Rasmussen (UCLA)
April 20	Jeff Kobernus (CAL)	Trevor Bauer (UCLA)
April 28	Cody Decker (UCLA)	Preston Guilmet (ARIZ)
May 5	Bobby Coyle (ARIZ)	Jason Erickson (WASH)
May 11	Brent Milleville (STAN)	Dixon Anderson (CAL)
May 18	Jared Prince (WSU)	Mike Leake (ASU)
May 25	Dillon Baird (ARIZ)	Mike Leake (ASU)

## Team Batting

	AVG	G	AB	R	H	2B	3B	HR	RBI	TB	SLG	BB	HBP	SO	GDP	OBP	SF	SH	SB	ATT
Arizona	.314	55	1951	419	613	133	33	46	381	950	.487	177	74	388	29	.387	28	37	71	95
Arizona State	.303	65	2160	517	655	122	30	75	470	106	.492	380	69	445	40	.418	30	46	116	154
California	.298	53	1865	354	555	116	18	65	317	902	.484	196	49	397	27	.375	24	28	66	99
UCLA	.285	56	1909	348	544	110	12	54	311	840	.440	237	72	434	36	.382	16	40	55	90
Stanford	.279	55	1906	341	531	96	9	49	306	792	.416	212	45	419	47	.360	23	30	46	66
Oregon State	.278	56	1870	382	520	88	15	23	344	707	.378	304	62	360	39	.392	26	63	53	71
USC	.274	56	1862	301	510	87	18	41	267	756	.406	215	48	412	37	.359	26	40	58	98
Washington State	.273	57	1960	349	536	92	14	56	320	824	.420	179	89	414	30	.358	16	36	44	63
Washington	.265	55	1891	302	501	86	21	64	276	821	.434	225	54	504	25	.357	15	21	42	75
Oregon	.227	56	1764	158	400	56	16	16	144	536	.304	134	45	372	33	.296	11	49	60	82

## Team Pitching

	ERA	W-L	G	CG	SHO/CBO	SV	IP	H	R	ER	BB	SO	2B	3B	HR	AB	WP	HBP	BK	OAV
Arizona State	2.90	51-14	65	11	6/3	12	581.1	520	242	187	157	608	85	9	34	2179	26	56	9	.239
Oregon State	3.93	37-19	56	3	3/2	13	499.1	455	248	218	199	431	81	10	34	1856	31	48	8	.245
USC	4.06	28-28	56	5	2/1	10	499.1	492	292	225	231	438	66	14	28	1896	29	65	9	.259
UCLA	4.28	27-29	56	5	1/0	12	493.2	482	295	235	197	509	109	11	47	1859	65	59	7	.259
Washington State	4.34	32-25	57	1	3/3	15	502.1	545	308	242	184	453	96	16	44	1956	46	45	4	.279
Washington	4.88	25-30	55	1	2/1	14	487.1	524	313	264	194	387	93	14	48	1902	37	68	7	.276
Oregon	5.07	14-42	56	4	2/2	8	483.0	498	330	272	239	357	100	7	46	1837	49	47	9	.271
Stanford	5.12	30-25	55	2	1/1	8	492.0	491	305	280	222	381	82	7	47	1830	63	56	5	.268
Arizona	5.46	30-25	55	0	3/3	13	486.1	564	355	295	215	379	111	34	36	1927	41	65	9	.293
California	5.74	24-29	53	2	2/1	13	469.0	526	353	299	249	423	92	14	46	1853	64	51	12	.284

## Team Defense

	C	PO	A	E	FLD%	DPs	CS	ATT	*PCT	PB	CI
Stanford	2142	1476	617	49	.977	43	32	84	.381	8	1
Oregon State	2179	1498	630	51	.977	55	20	64	.313	9	0
Washington State	2208	1507	636	65	.971	41	30	91	.330	13	1
UCLA	2058	1481	514	63	.969	31	29	65	.446	14	2
Arizona State	2523	1744	700	79	.969	51	19	55	.345	5	2
Washington	2047	1462	518	67	.967	50	20	87	.230	17	3
California	2020	1407	544	69	.966	49	20	97	.206	12	0
Arizona	2184	1459	649	76	.965	59	23	66	.348	1	0
Oregon	2168	1449	634	85	.961	49	25	69	.362	16	4
USC	2194	1498	595	101	.954	54	30	84	.357	11	2

\*indicates percentage that team threw out opposing base stealers

## Individual Batting (minimum 2.5 AB/team game)

Player	AVG	GP-GS	AB	R	H	2B	3B	HR	RBI	TB	SLG	BB	HBP	SO	GDP	OBP	SF	SH	SB	ATT
Dillon Baird, ARIZ	.433	49-49	194	53	84	21	5	8	55	139	.716	22	8	25	3	.504	2	0	5	7
Jason Kipnis, ASU	.384	63-62	237	76	91	21	4	16	71	168	.709	51	8	32	3	.497	6	4	27	33
Grant Green, USC	.374	54-54	211	46	79	19	5	4	32	120	.569	20	5	38	11	.435	3	0	16	24
Hunter Pace, ARIZ	.372	48-40	148	41	55	7	5	2	29	78	.527	12	11	31	0	.448	3	9	15	22
Mark Canha, CAL	.366	53-53	2-5	44	75	17	1	12	43	130	.634	27	5	37	5	.444	4	1	5	8
Ryan Ortiz, OSU	.352	56-56	216	55	76	17	1	5	45	110	.509	39	4	34	10	.454	3	1	2	2
Jared Prince, WSU	.343	54-50	172	39	59	12	2	7	38	96	.558	18	11	23	5	.433	2	0	0	0
Jeff Kobermus, CAL	.341	53-53	217	43	74	14	3	8	40	118	.544	17	1	25	6	.385	4	4	20	24
Carlos Ramirez, ASU	.338	65-65	234	63	79	13	2	19	75	153	.654	46	8	53	3	.454	5	2	3	4
Greg Lagreid, WSU	.332	57-53	205	37	68	13	0	5	42	96	.468	12	10	29	4	.393	2	2	0	1
Jake Rife, WASH	.328	54-50	192	41	63	5	6	6	39	98	.510	24	5	34	3	.413	2	0	3	8
Bryce Ortega, ARIZ	.324	54-54	210	57	68	9	3	3	33	92	.438	31	9	32	2	.429	2	7	16	18
Cody Decker, UCLA	.322	56-55	199	55	64	9	0	21	53	136	.683	36	5	58	2	.434	2	2	2	5
Brett Jackson, CAL	.321	53-53	218	42	70	17	6	8	41	123	.564	29	4	61	1	.407	2	0	11	16
Adalberto Santos, OSU	.320	53-47	175	40	56	6	2	4	43	78	.446	40	6	30	4	.453	4	3	15	18

## Individual Pitching (minimum 1.0 IP/team game)

	ERA	W-L	APP	GS	CG	SHO/CBO	SV	IP	H	R	ER	BB	SO	2B	3B	HR	AB	WP	HBP	BK	OAV
Mike Leake, ASU	1.91	16-1	19	18	7	2/1	0	142.0	95	31	27	24	162	18	1	4	492	1	14	2	.193
Josh Spence, ASU	2.37	10-1	18	15	2	0/0	1	102.2	93	34	27	30	125	7	3	3	387	4	9	1	.240
Matt Way, WSU	2.43	8-4	16	15	1	0/2	0	107.1	85	44	29	33	124	13	2	8	393	6	6	0	.216
Sam Gaviglio, OSU	2.73	10-1	18	6	1	1/0	1	62.2	45	20	19	9	55	14	1	5	225	0	4	1	.200
Robert Stock, USC	2.90	5-4	20	9	1	0/0	4	77.2	61	32	25	39	86	11	0	4	273	5	23	6	.223
Jeremy Johnson, WSU	2.90	6-2	28	0	0	0/0	10	59.0	52	27	19	11	61	11	1	3	215	3	10	0	.242
Trevor Bauer, UCLA	2.99	9-3	20	10	4	1/0	2	105.1	85	39	35	27	92	17	2	7	377	10	9	4	.225
Mitchell Lambson, ASU	3.01	9-5	32	1	1	0/1	5	83.2	58	31	28	25	99	9	2	9	291	3	6	3	.199
Erik Stavert, ORE	3.04	5-6	14	14	1	0/0	0	94.2	78	40	32	36	82	14	1	10	339	8	13	0	.230
Brad Boxberger, USC	3.16	6-3	14	14	1	0/0	0	94.0	69	42	33	50	99	14	1	4	327	7	8	0	.211
Seth Blair, ASU	3.39	7-2	17	13	0	0/1	1	77.0	70	42	29	30	78	16	0	5	293	4	14	2	.239
Gerrit Cole, UCLA	3.49	4-8	15	14	1	0/0	0	85.0	57	46	33	38	104	10	2	10	299	12	6	3	.191
Preston Guilmet, ARIZ	3.74	6-5	15	14	0	0/1	0	91.1	100	48	38	34	93	16	8	6	352	4	7	0	.284
Andrew Triggs, USC	3.96	5-3	15	10	2	0/0	0	75.0	79	36	33	20	50	15	4	2	286	2	6	0	.276
Brett Mooneyham, STAN	4.14	6-3	13	11	1	0/1	0	67.1	46	34	31	54	72	3	1	5	226	9	5	2	.204



2009 FINAL POLLS AND AWARDS

BASEBALL AMERICA

No.	School	Record
1.	Louisiana State	56-17
2.	Texas	50-16-1
3.	Arizona State	51-14
4.	Cal State Fullerton	47-16
5.	Virginia	49-15-1
6.	North Carolina	48-18
7.	Arkansas	41-24
8.	Rice	43-18
9.	Florida State	45-18
10.	UC Irvine	45-15
11.	Southern Mississippi	40-26
12.	Florida	42-22
13.	Mississippi	44-20
14.	Texas Christian	40-18
15.	Louisville	47-18
16.	Clemson	44-22
17.	East Carolina	46-20
18.	Oklahoma	43-20
19.	Kansas State	43-18-1
20.	Georgia Tech	38-19-1
21.	Minnesota	40-19
22.	Gonzaga	36-18
23.	Western Kentucky	42-20
24.	Elon	41-18
25.	South Carolina	40-23

COLLEGIATE BASEBALL

No.	School	Record	Pts.
1.	Louisiana State	56-17	492
2.	Texas	50-16-1	489
3.	Arizona State	51-14	487
4.	Arkansas	41-24	485
5.	North Carolina	48-18	484
6.	Virginia	49-15-1	482
7.	Cal State Fullerton	47-16	479
8.	Southern Mississippi	40-26	474
9.	UC Irvine	45-15	471
10.	Florida State	45-18	469
11.	Rice	43-18	468
12.	Mississippi	44-20	467
13.	Florida	42-22	465
14.	Louisville	47-18	463
15.	Clemson	44-22	462
16.	East Carolina	46-20	460
17.	Texas Christian	40-18	456
18.	Georgia Tech	38-19-1	453
19.	Oklahoma	43-20	450
20.	Miami	38-22	447
21.	South Carolina	40-23	445
22.	Kansas State	43-18-1	442
23.	Western Kentucky	42-20	439
24.	Oregon State	37-19	436
25.	Ohio State	42-19	435
26.	Minnesota	40-19	434
27.	Oklahoma State	34-24	432
28.	Alabama	37-21	429
29.	Vanderbilt	37-27	426
30.	Coastal Carolina	47-16	424

Pac-10 vs. Ranked Teams\*

Arizona	1-14
Arizona State	8-6
California	3-9
Oregon	0-5
Oregon State	3-5
Stanford	1-8
UCLA	8-13
USC	5-8
Washington	3-5
Washington State	3-12
TOTAL	33-83

\*Baseball America ranking

RIVALS.COM

No.	School	Record
1.	Louisiana State	56-17
2.	Texas	50-16-1
3.	Arizona State	51-14
4.	North Carolina	48-18
5.	Cal State Fullerton	47-16
6.	Virginia	49-15-1
7.	Arkansas	41-24
8.	Rice	43-18
9.	UC Irvine	45-15
10.	Florida State	45-18
11.	Southern Mississippi	40-26
12.	Mississippi	44-20
13.	Texas Christian	40-18
14.	Florida	42-22
15.	East Carolina	46-20
16.	Clemson	44-22
17.	Louisville	47-18
18.	Oklahoma	43-20
19.	Georgia Tech	38-19-1
20.	Kansas State	43-18-1
21.	Minnesota	40-19
22.	South Carolina	40-23
23.	Gonzaga	36-18
24.	Western Kentucky	42-20
25.	Oregon State	37-19

NCBWA

No.	School	Record
1.	Louisiana State	56-17
2.	Texas	50-16-1
3.	Arizona State	51-14
4.	North Carolina	48-18
5.	Arkansas	41-24
6.	Virginia	49-15-1
7.	Cal State Fullerton	47-16
8.	Southern Mississippi	40-26
9.	Rice	43-18
10.	Florida State	45-18
11.	Texas Christian	40-18
12.	Mississippi	44-20
13.	UC Irvine	45-15
14.	Florida	42-22
15.	Clemson	44-22
16.	East Carolina	46-20
17.	Louisville	47-18
18.	Oklahoma	43-20
19.	Georgia Tech	38-19-1
20.	Miami	38-22
21.	Coastal Carolina	47-16
22.	Kansas State	43-18-1
23.	South Carolina	40-23
24.	Oregon State	37-19
25.	Texas A&M	37-24
26.	Georgia	38-24
27.	Elon	41-18
28.	Western Kentucky	42-20
29.	Vanderbilt	37-27
30.	Alabama	37-21

ESPN/USA TODAY

No.	School	Record
1.	Louisiana State	56-17 775
2.	Texas	50-16-1 744
3.	Arizona State	51-14 712
4.	North Carolina	48-18 660
5.	Virginia	49-15-1 635
6.	Arkansas	41-24 624
7.	Cal State Fullerton	47-16 599
8.	Southern Mississippi	40-26 522
9.	Rice	43-18 507
10.	Florida State	46-18 460
11.	Mississippi	44-20 450
12.	Texas Christian	40-18 411
13.	Florida	42-22 390
14.	Clemson	44-22 382
15.	East Carolina	46-20 337
16.	UC Irvine	45-15 330
17.	Louisville	47-18 301
18.	Georgia Tech	38-19-1 227
19.	Oklahoma	43-20 197
20.	Miami	38-22 128
21.	South Carolina	40-23 107
22.	Kansas State	43-18-1 94
23.	Coastal Carolina	47-16 90
24.	Georgia	38-24 60
25.	Vanderbilt	37-27 53

2009 Honors and Awards

ALL-PAC-10 SELECTIONS

Trevor Bauer  
Gerrit Cole  
Cody Decker

ALL-PAC-10 HONORABLE MENTION

Charles Brewer  
Gavin Brooks  
Blair Dunlap  
Niko Gallego  
Matt Grace  
Casey Haerther

PAC-10 ALL-ACADEMIC TEAM SELECTIONS

Gabe Cohen (first team)  
Gino Aielli (second team)  
Gavin Brooks (second team)  
Justin Uribe (second team)

PAC-10 ALL-ACADEMIC HONORABLE MENTION

Blair Dunlap  
Chris Giovinazzo  
Matt Grace  
Rob Rasmussen

PAC-10 PLAYER OF THE WEEK

Cody Decker (March 16, April 28)  
Casey Haerther (March 24)

PAC-10 PITCHER OF THE WEEK

Trevor Bauer (March 31, April 20)  
Rob Rasmussen (April 13)

BASEBALL AMERICA FRESHMAN ALL-AMERICA

Trevor Bauer (first team)

COLLEGIATE BASEBALL FRESHMAN ALL-AMERICA

Trevor Bauer (National Freshman Pitcher of the Year)  
Gerrit Cole

RIVALS.COM FRESHMAN ALL-AMERICA

Trevor Bauer

PING! BASEBALL ALL-AMERICA

Trevor Bauer (second team)

PING! BASEBALL FRESHMAN ALL-AMERICA

Trevor Bauer (first team)  
Gerrit Cole (second team)